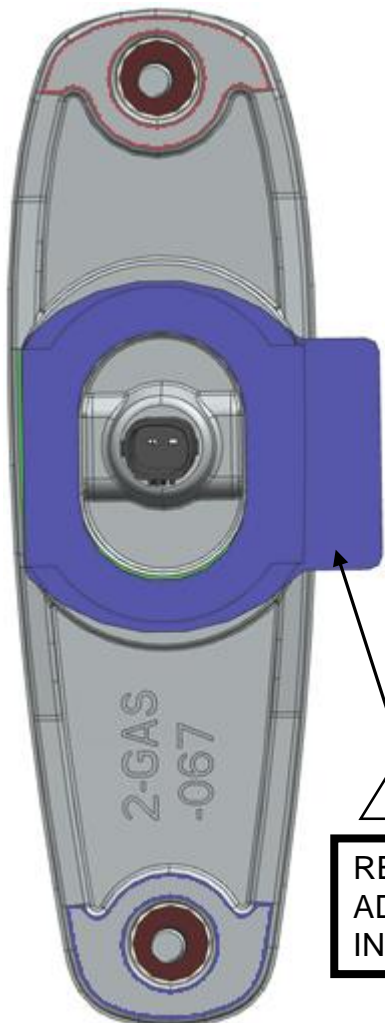


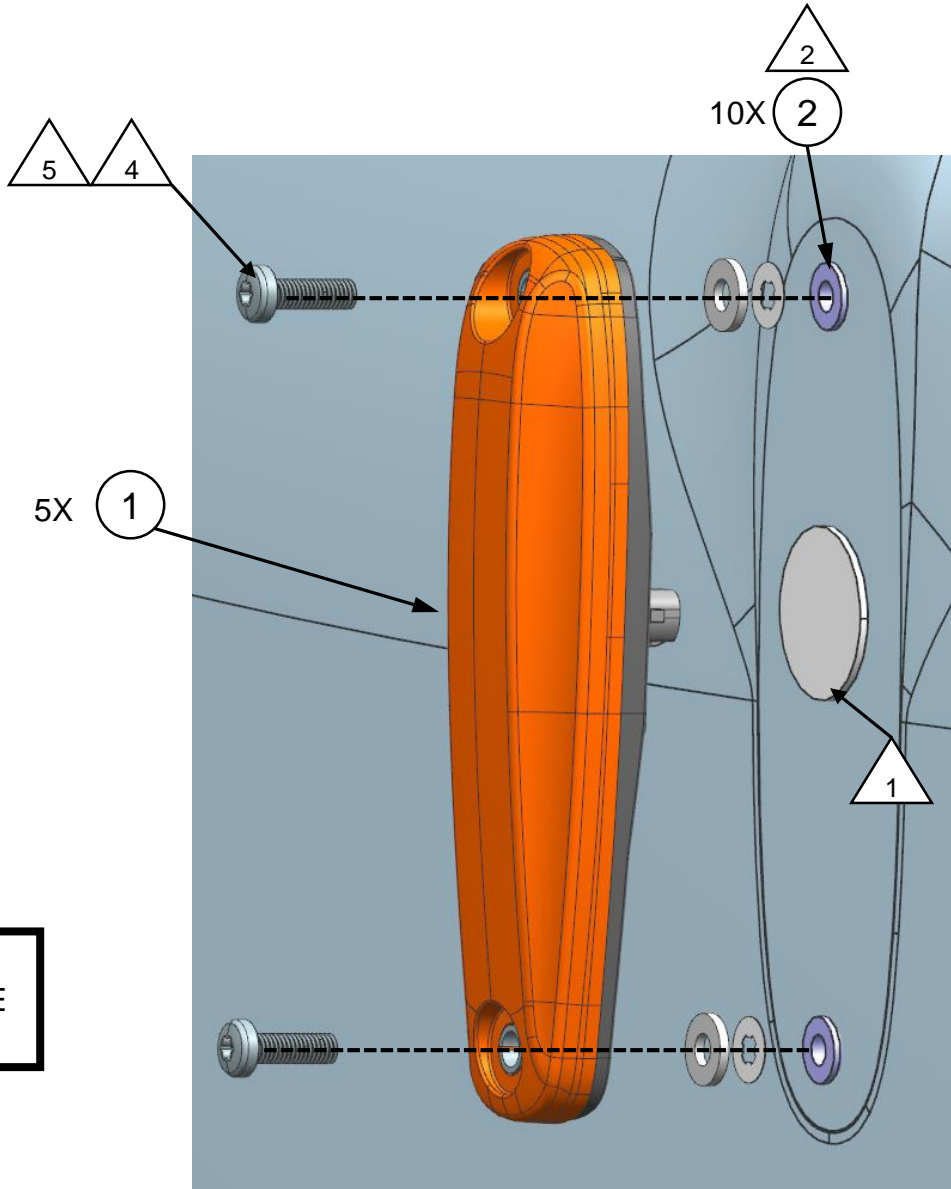
RELEASE NUMBER	REV LTR	REVISION DESCRIPTION	BY	DATE	APPD
P49626-03	-	INITIAL RELEASE	BB2	06/09/13	DJJ
P45497-A6	A	ADDED ADHESIVE PAD AND WASHER, MODIFIED NOTES 1, 2, 3 & 4	TPG	08/26/16	DJJ
P13CAB-79	B	ADDED SET LOAD TO NOTE 2. ADDED NOTE 5.	TAM	12/12/17	JR2
P61096-02	C	REVISED NOTES 2 AND 3. UPDATED LAMP VIEW ON SHEET 2	QYW	07/24/20	JR2
P54309-13	D	ADDED -001 (W4 RHD RAISED ROOFS) ON SHEET 3	QYW	09/15/20	JR2

1. BACK DRILL $\varnothing 25.0 \pm 1.0$ HOLE FROM PILOT THRU ALL SKINS PRIOR TO MARKER LAMP INSTALLATION. (AS REQUIRED)
2. INSERT NUTSERTS AND SET TO A LOAD OF $11.1 \text{ KN} \pm 1.1 \text{ KN}$. PRECISION HOLES TO FIT THE NUTSERT COME FROM ROOF SUPPLIER BUT IT IS ACCEPTABLE TO REMOVE PAINT FROM THE HOLE WITH A 7MM DRILL PRIOR TO INSTALLING THE NUTSERT. DO NOT ENLARGE THE PRECISION HOLE IN THE ROOF MATERIAL. PROTECT FROM CONTAMINATION.
3. REMOVE LINER FROM GASKET TO EXPOSE ADHESIVE. VISUALLY ALIGN LAMP AND FASTENERS THEN PRESS FIRMLY TO SECURE ADHESIVE FROM LAMP GASKET TO MOUNTING SURFACE BEFORE TIGHTENING FASTENERS.
4. ENGAGE TOP AND BOTTOM SCREWS AND WASHERS LOOSELY BEFORE FINAL TORQUE. LAMP SHOULD NOT BE ROTATED INTO POSITION AFTER ONE SCREW IS TORQUED. TORQUE SCREW NOMINALLY $3.5 \pm 0.5 \text{ N-M}$ ($31.0 \pm 4.4 \text{ IN-LBS}$).
5. SCREWS, WASHERS, AND SPACERS COME FROM THE SUPPLIER PRE-INSTALLED AS PART OF THE MARKER LIGHT ASSEMBLY AND ARE SHOWN FOR REFERENCE ONLY.

ITEM NUMBER D66-04438-001	DESCRIPTION INSTL-MARKER LAMP, ROOF,W4 RHD	ITEM NUMBER D66-04438-000	DESCRIPTION INSTL-MARKER LAMP, ROOF,NGC	DAIMLER		Daimler Trucks North America				
				THE INFORMATION CONTAINED HEREIN IS PROPRIETARY DATA, AND IS NOT FOR DISSEMINATION OR DISCLOSURE, IN WHOLE OR IN PART, FOR ANY PURPOSE OTHER THAN THAT FOR WHICH IT IS SUBMITTED, EXCEPT AS AUTHORIZED IN WRITING BY DAIMLER TRUCKS NORTH AMERICA LLC (DTNA)						
				MATERIAL APPROVAL N/A		DATE N/A		UNLESS OTHERWISE NOTED, DIMENSIONS AND TOLERANCES ARE DEFINED ACCORDING TO ASME Y14.5M- 1994, WITH EXCEPTION PER DTNA 09ENG-WI037		
				DRAWN BY B.BEHAN		DATE 06/09/13				
				CHECKED BY T.GRIFFIN		DATE 06/09/13				
				RESPONSIBLE ENGINEER B.BEHAN		DATE 06/09/13				
				APPROVED BY D.JOHNSTON		DATE 06/09/13		THIRD ANGLE PROJECTION		UNITS OF MEASURE MM
				DWG-INSTL-MARKER LAMP, ROOF,NGC						
				SUPPLEMENTAL DESCRIPTION 302D1 38N						
				ITEM/DRAWING NUMBER D66-04438				REVISION LETTER D		PAGE 1 of 3

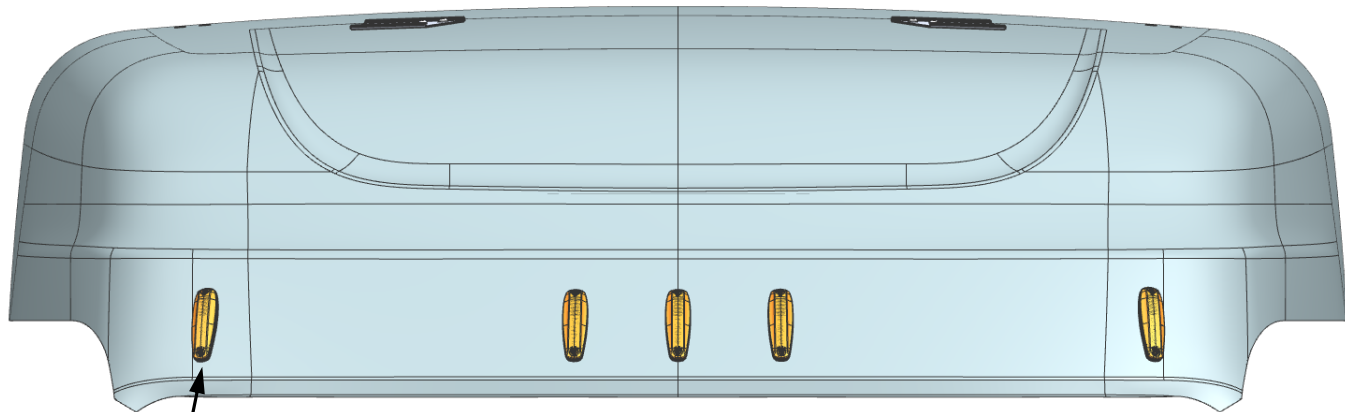


3
**REMOVE LINER FROM
 ADHESIVE PAD BEFORE
 INSTALLATION**



-000 INSTALLATION SHOWN

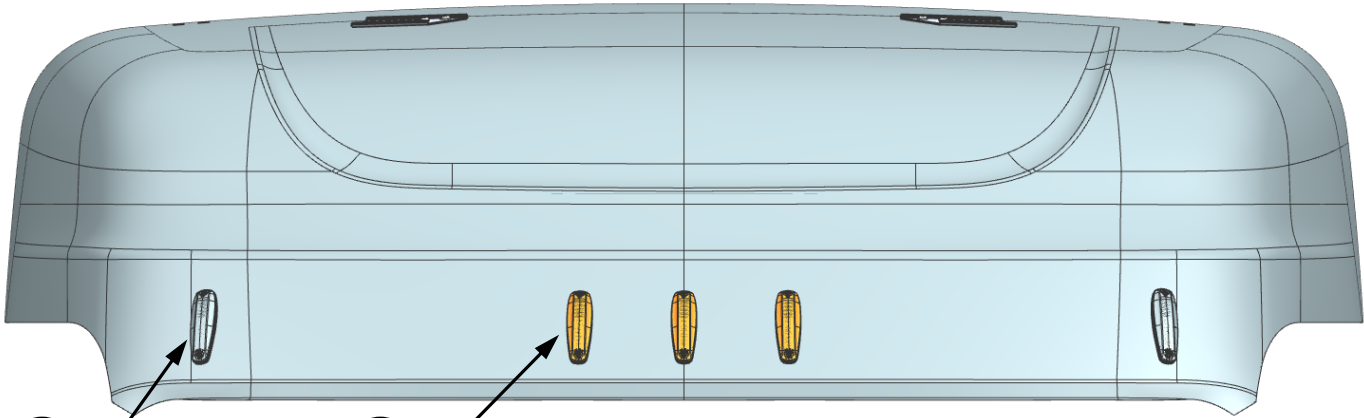
-001 SIMILAR



-000 INSTALLATION SHOWN

5X (1)

AMBER LENS, ALL POSITIONS



-001 INSTALLATION SHOWN

2X (3)

3X (1)

CLEAR LENS, OUTBOARD POSITIONS ONLY