RELEASE NUMBER	REV LTR	ZONE	REVISION DESCRIPTION	BY	DATE	APPD
P24853-36	A	-	INITIAL PRODUCTION RELEASE	JED	09/06/06	NNZ
P24853-42	B		PER MANUFACTURING REQUIREMENT:	JED	10/20/06	NNZ
		3C 5C	1:ITEM 5 (P-CLAMP) REMOVED 2PLCS.			
		6A	2:REMOVED NOTE 6 AND 7.			
		6A	3:REVISED NOTE 8.			
		6A	4:ADDED NOTE 9.			

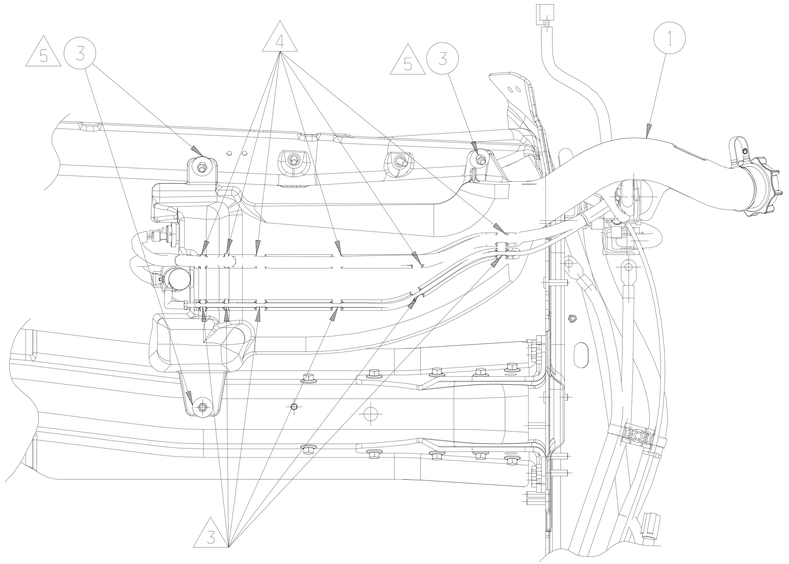

BOTTOM VIEW
PASSENGER SIDE

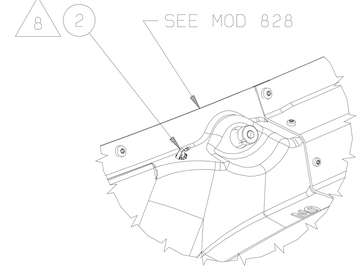

VIEW A
RAIN TRAY IS SHOWN FOR CLARITY

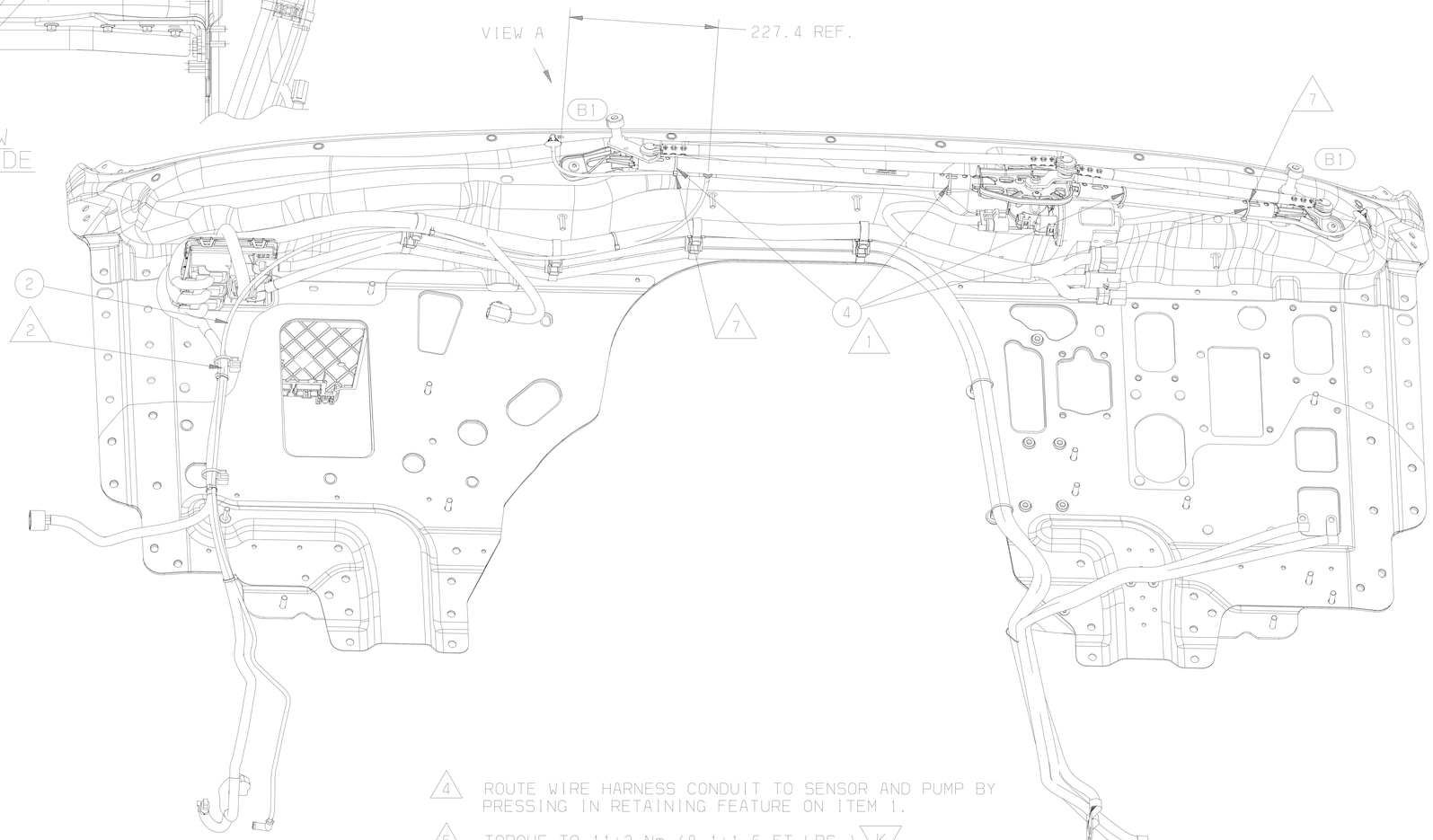

1. ROUTE TUBING (ITEM 2) FROM TEE TO THE RAINTRAY FITTING ALONG THE FIXED TUBE OF THE WIPER CASSETTE AND BEHIND THE MOTOR USING ITEM 4. SEE SHEET 2.
2. ROUTE TUBING ITEM 2 FROM PUMP TO TEE WITH ELECTRICAL HARNESS. SEE SHEET 2.
3. ROUTE ITEM 2 FROM ELECTRICAL HARNESS TO PUMP BY PRESSING IN RETAINING FEATURE ON ITEM 1.
4. ROUTE WIRE HARNESS CONDUIT TO SENSOR AND PUMP BY PRESSING IN RETAINING FEATURE ON ITEM 1.
5. TORQUE TO 11±2 Nm (8.1±1.5 FT LBS.) K
6. B2
7. B2
8. B3 HOSE BARB ON HOSECLIP TO POINT TOWARDS WIPER ARM PIVOT AND PUSH PULL PUSH (BOTH SIDES).
9. B4 TIE STRAP TO BE LESS THAN 70±10mm FROM WIPER ARM PIVOT. K

ITEM NUMBER D22-60954-000
DESCRIPTION INST-WS WASHER SYSTEM

FREIGHTLINER® LLC

THE INFORMATION CONTAINED HEREIN IS PROPRIETARY DATA, AND IS NOT FOR DISSEMINATION OR DISCLOSURE, IN WHOLE OR IN PART, FOR ANY PURPOSE OTHER THAN THAT FOR WHICH IT IS SUBMITTED, EXCEPT AS AUTHORIZED IN WRITING BY FREIGHTLINER LLC.

MATERIAL APPROVAL N/A	DATE	UNLESS OTHERWISE NOTED, DIMENSIONS AND TOLERANCES ARE DEFINED ACCORDING TO ASME STANDARD Y14.5M-1994, WITH EXCEPTIONS PER FREIGHTLINER EOSM 09E0-K17.
DRAWN BY J.DENDIUK	DATE 10/18/06	
CHECKED BY R.HARRIS	DATE 10/18/06	THIRD ANGLE PROJECTION
RESPONSIBLE ENGINEER J.PLAXTON	DATE 10/18/06	UNITS OF MEASURE MM
APPROVED BY N.ZANAMI	DATE 10/18/06	MFG ENGR/PURCH AGENT G.KNIPS — DATE 10/24/06

DESCRIPTION
INST-WS WASHER SYSTEM
SUPPLEMENTARY DESCRIPTION
659A1 P3

ITEM/DRAWING NUMBER	REVISION LETTER	SHEET NUMBER
D22-60954	B	1 OF 2

DO NOT SCALE COPIES OF THIS DRAWING

D-SIZE

LAST FILE= 06/11/02 07:50 PLOT DATE= NOVEMBER 2, 2006 SHEET FILE= 07:50 PLOT TIME= SWA SHEET USER ID= CATIA DRAW ID= SWARAGD DWG FILE= TEXT

RELEASE NUMBER	REV LTR	ZONE	REVISION DESCRIPTION	BY	DATE	APPD
P24853-36	A	-	INITIAL PRODUCTION RELEASE	JED	09/06/06	NNZ
P24853-42	B		PER MANUFACTURING REQUIREMENT:	JED	10/20/06	NNZ
		5D 8C	1:ITEM 5 (P-CLAMP) REMOVED 2PLCS.			
		6D	2:ADDED NOTE 9 2PLCS.			

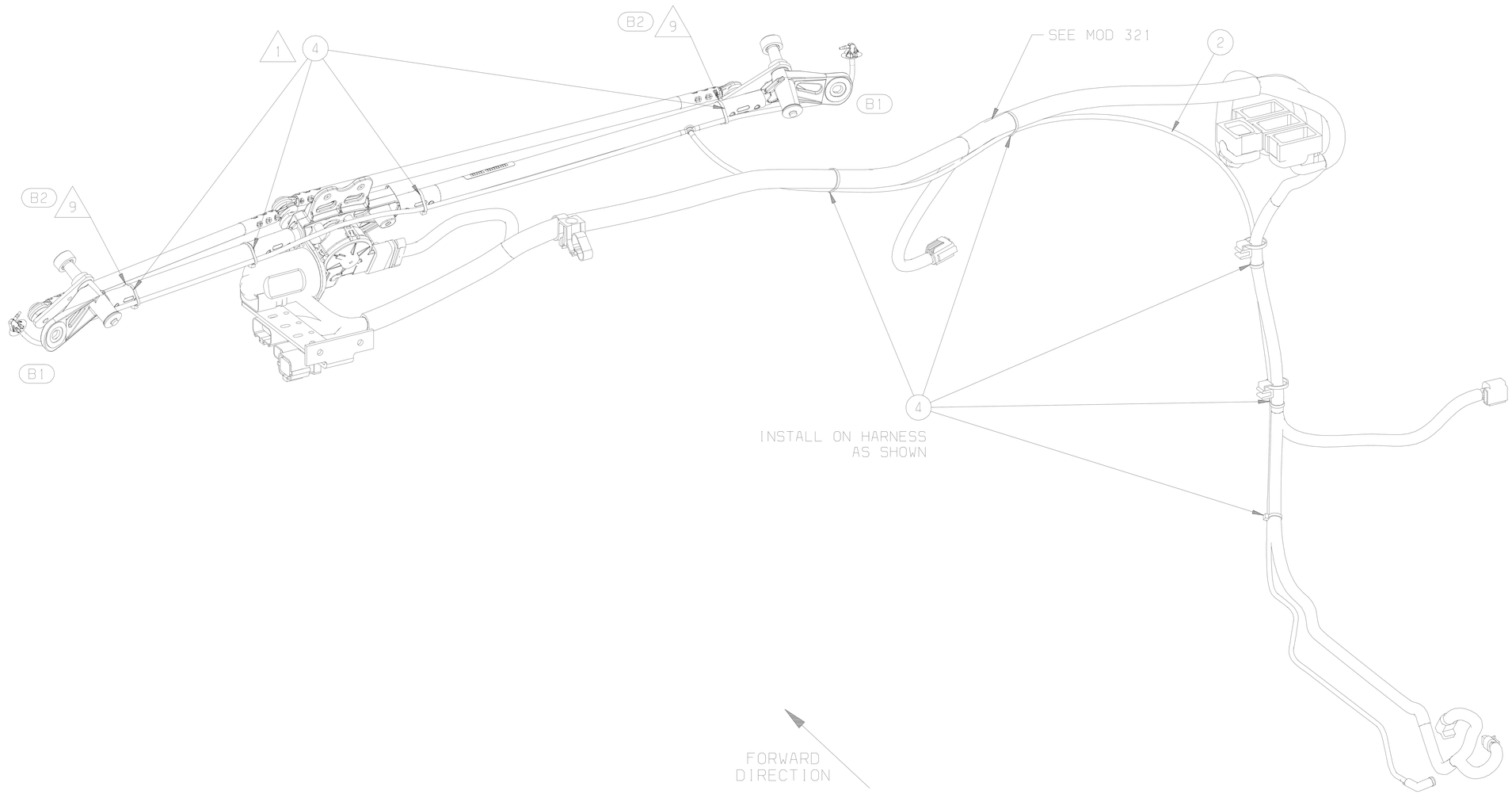

FREIGHTLINER® LLC

THE INFORMATION CONTAINED HEREIN IS PROPRIETARY DATA, AND IS NOT FOR DISSEMINATION OR DISCLOSURE, IN WHOLE OR IN PART, FOR ANY PURPOSE OTHER THAN THAT FOR WHICH IT IS SUBMITTED, EXCEPT AS AUTHORIZED IN WRITING BY FREIGHTLINER LLC.

MATERIAL APPROVAL N/A	DATE	UNLESS OTHERWISE NOTED, DIMENSIONS AND TOLERANCES ARE DEFINED ACCORDING TO ASME STANDARD Y14.5M-1994, WITH EXCEPTIONS PER FREIGHTLINER EOSM 09E0-K17.	
DRAWN BY J. DENDIUK	DATE 10/18/06		
CHECKED BY R. HARRIS	DATE 10/18/06	THIRD ANGLE PROJECTION	UNITS OF MEASURE MM
RESPONSIBLE ENGINEER J. PLAXTON	DATE 10/18/06		
APPROVED BY N. ZANAMI	DATE 10/18/06	MFG ENGR/PURCH AGENT G. KNIPS	DATE 10/24/06

DESCRIPTION
INST-WS WASHER SYSTEM

SUPPLEMENTARY DESCRIPTION
659A1 P3

ITEM/DRAWING NUMBER	REVISION LETTER	SHEET NUMBER
D22-60954	B	2 OF 2

DO NOT SCALE COPIES OF THIS DRAWING

D-SIZE

LAST FILE= 06/11/02 07:50 PLOT DATE= NOVEMBER 2, 2006 SHEET FILE= PLOT TIME= 07:50 SM4. SHEET USER ID= CATIA DRAW ID= DWG FILE= SHARAGD