


RELEASE NUMBER	REV LTR	REVISION DESCRIPTION	BY	DATE	APPD
P49808-02	-	INITIAL RELEASE	K4G	9/19/14	MID

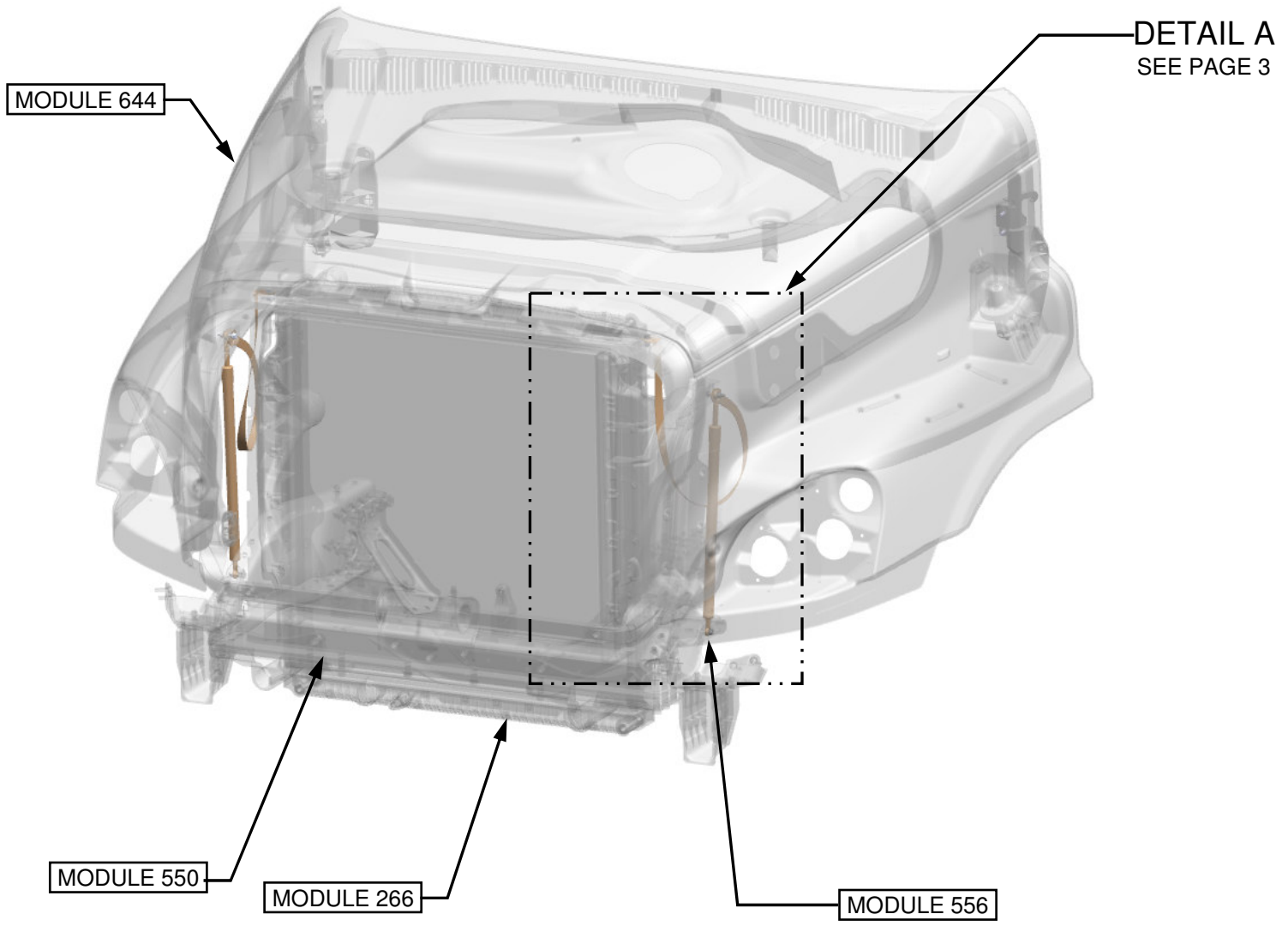
1 UPPER RESTRAINT STRAP FASTENERS (ITEM 6 & 3) ARE TO BE TIGHTENED WHILE RESTRAINT STRAP (ITEM 7) IS LOADED (HOOD OPENED) TO ASSURE END FITTINGS ARE CORRECTLY ORIENTED ALONG LOAD PATH

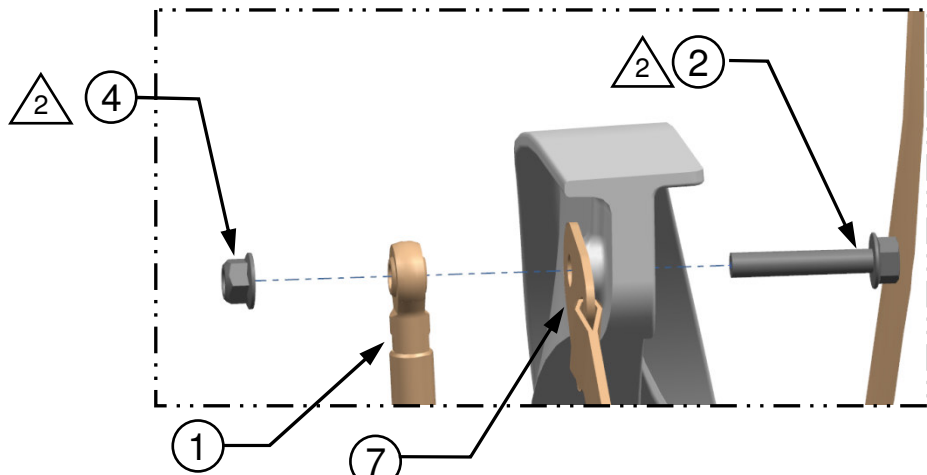
2 ATTACH STRAP (ITEM 7) BETWEEN STRUT (ITEM 1) AND OUTBOARD SIDE OF HOOD ASSEMBLY AND INSERT NUT (ITEM 4) INSTALL ASSEMBLY ON TO HOOD ASSEMBLY AND TIGHTEN NUT (ITEM 4) TO 15 FT-LBS MAX.

3 ATTACH STRUT (ITEM 1) OUTBOARD OF BUMPER BRKT. ASSEMBLY AND INSTALL NUT (ITEM 4) TIGHTEN NUT (ITEM 4) TO 15 FT-LBS MAX

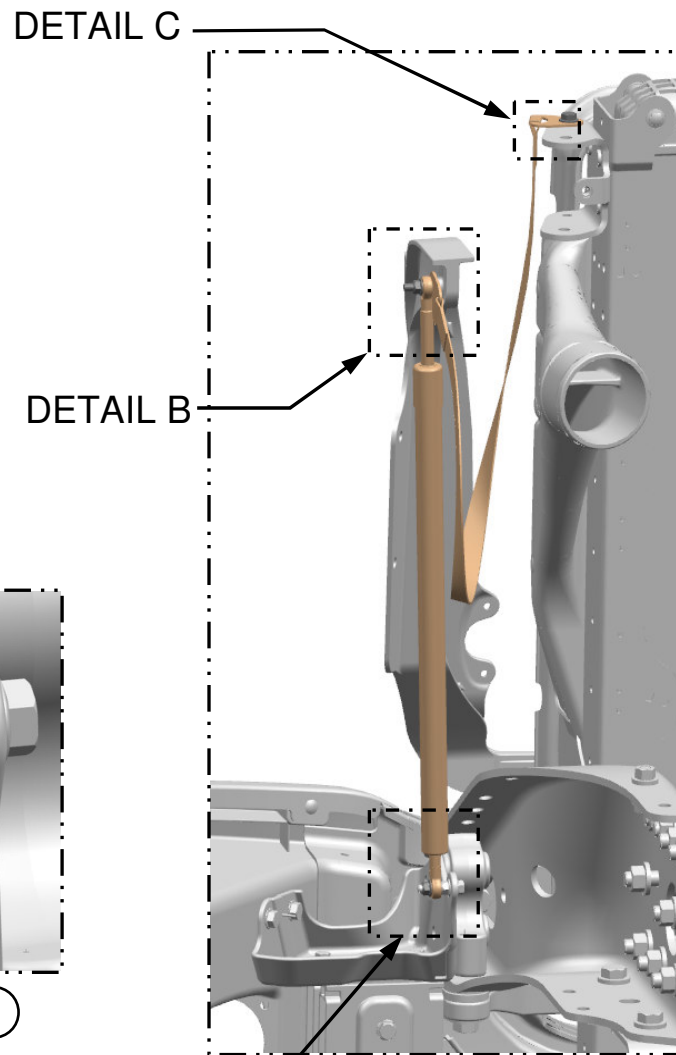
4. UNLESS OTHERWISE SPECIFIED TORQUE FASTENERS PER SPEC 49-00104

ITEM NUMBER D17-20755-000	DESCRIPTION INSTL-TILT ASSIST,HOOD,P3	DAIMLER		Daimler Trucks North America		
		THE INFORMATION CONTAINED HEREIN IS PROPRIETARY DATA, AND IS NOT FOR DISSEMINATION OR DISCLOSURE, IN WHOLE OR IN PART, FOR ANY PURPOSE OTHER THAN THAT FOR WHICH IT IS SUBMITTED, EXCEPT AS AUTHORIZED IN WRITING BY DAIMLER TRUCKS NORTH AMERICA LLC (DTNA)				
		MATERIAL APPROVAL N/A		DATE N/A		UNLESS OTHERWISE NOTED, DIMENSIONS AND TOLERANCES ARE DEFINED ACCORDING TO ASME Y14.5M-1994, WITH EXCEPTION PER DTNA 09ENG-WI037
		DRAWN BY K.GILHAM		DATE 9/19/14		
		CHECKED BY B.BUSBY		DATE 9/19/14		
		RESPONSIBLE ENGINEER B.BUSBY		DATE 9/19/14		
APPROVED BY M.DAWSON		DATE 9/19/14		THIRD ANGLE PROJECTION 		
DESCRIPTION INSTL-TILT ASSIST,HOOD,P3		UNITS OF MEASURE MM				
SUPPLEMENTAL DESCRIPTION 643A1						
ITEM/DRAWING NUMBER D17-20775		REVISION LETTER -		PAGE 1 of 3		



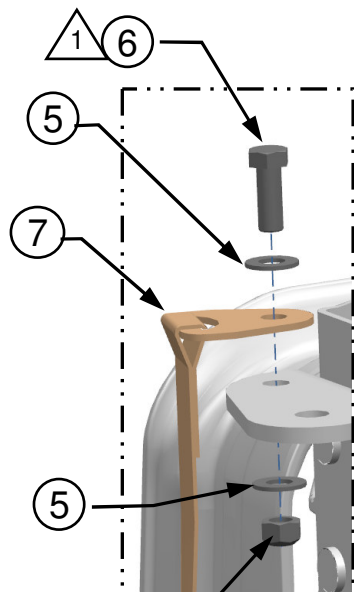


DETAIL B
 INSTALL RESTRAINT STRAP
 INBOARD OF STRUT

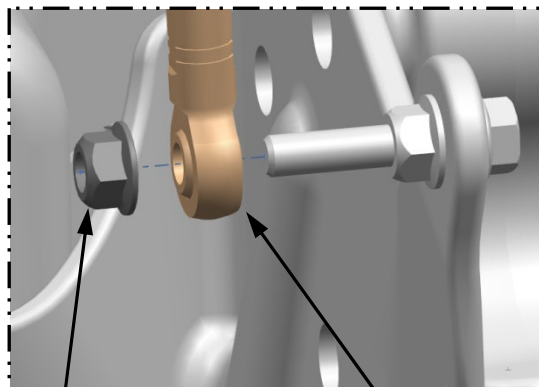


DETAIL A

LEFT SIDE SHOWN, RIGHT SIDE SYMMETRICAL
 HOOD SHOWN IN THE CLOSED POSITION
 HOOD PANELS ARE NOT SHOWN FOR CLARITY



DETAIL C



DETAIL D