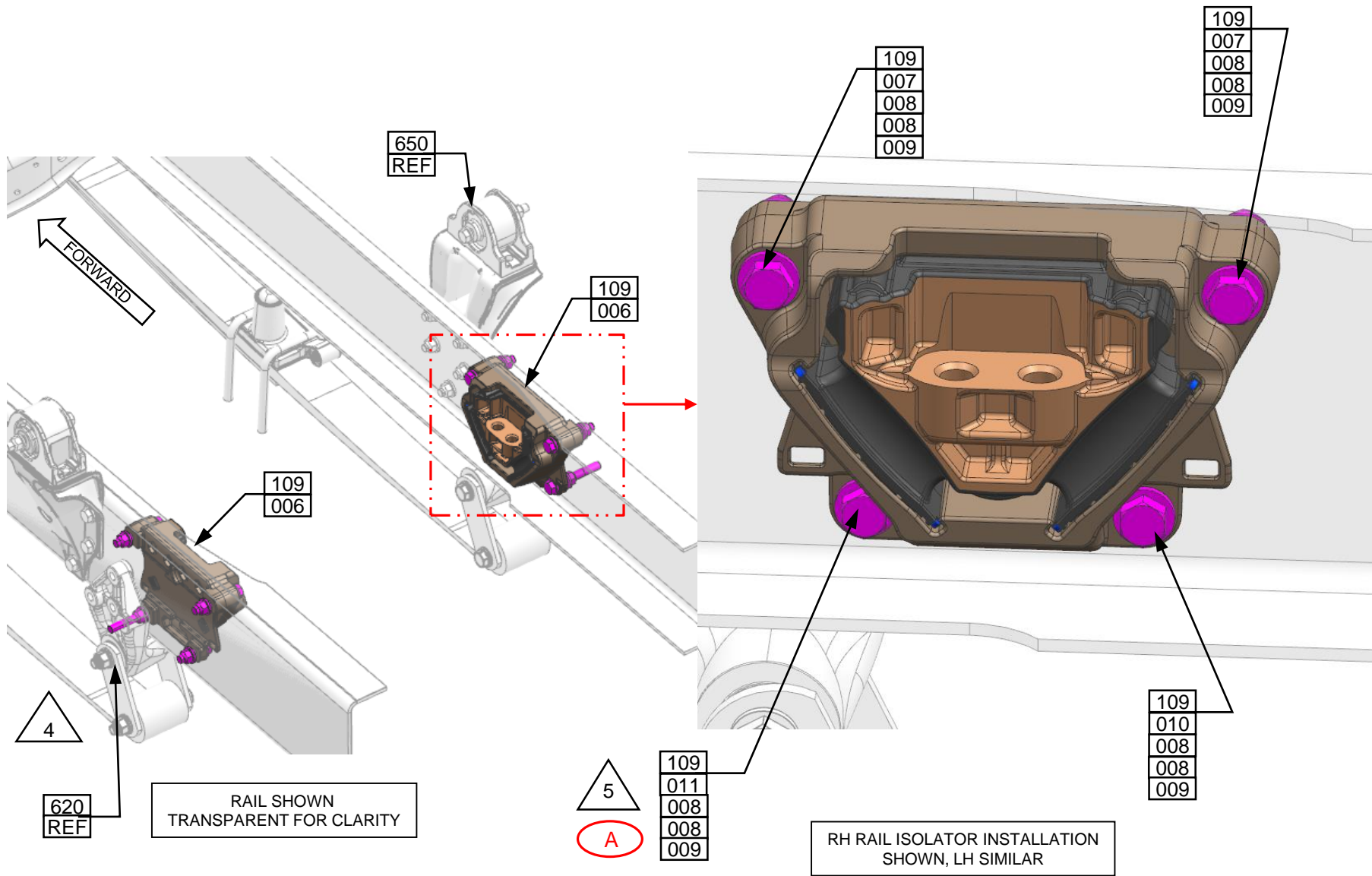


RELEASE NUMBER	REV LTR	REVISION DESCRIPTION	BY	DATE	APPD
P47292-38	-	INITIAL RELEASE	CMC	06/10/15	C2G
PLIA07-18	A	NOTE 5 ADDED TO PROVIDE FLEXIBILITY	E2H	02/22/20	SJW

1. TORQUE M16 FLANGE HEAD SCREWS TO 225.0 ± 14.0NM (166 ± 10 LB.FT.)
2. TORQUE M18 CAP SCREWS TO 310.0 ± 36.0NM (229 ± 27 LB.FT.)
3. TORQUE ALL OTHER FASTENERS PER SPEC 49-00104
4. COMPONENTS ON OUTSIDE OF RAIL OPPOSITE OF ENGINE MOUNTS MUST INSTALL SHADOWED FASTENERS AT TIME OF ISOLATOR INSTALLATION
5. IF BOLTS CAUSE AN INTERFERENCE WITH SURROUNDING COMPONENTS DUE DIFFERENT CONFIGURATIONS, THOSE CAN BE CHANGED FOR SHORTER ONES FROM SAME FAMILY

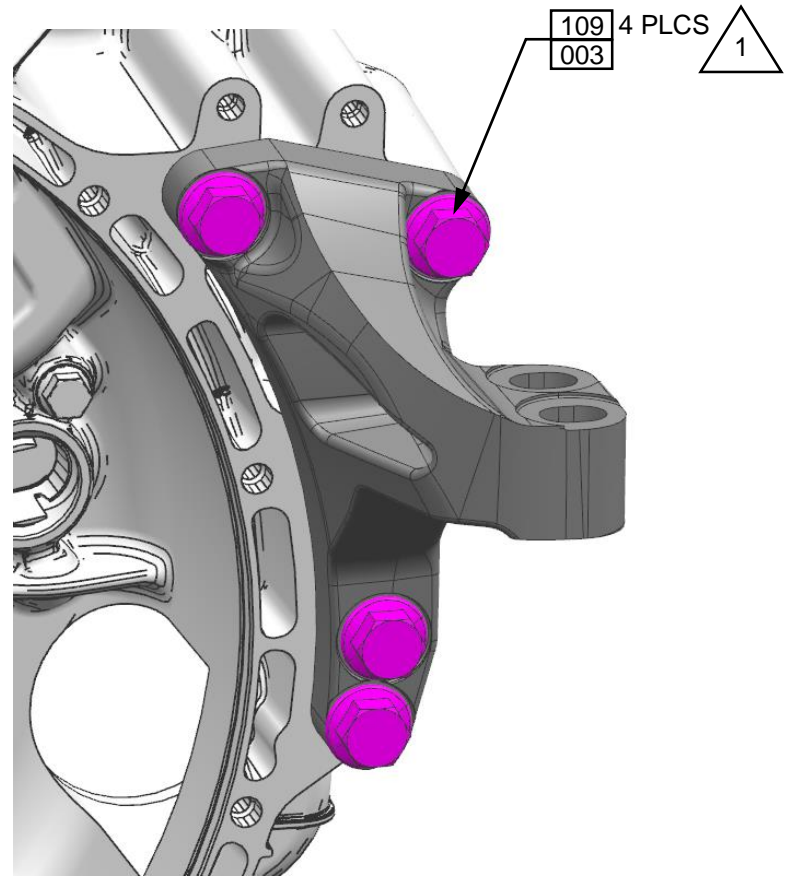
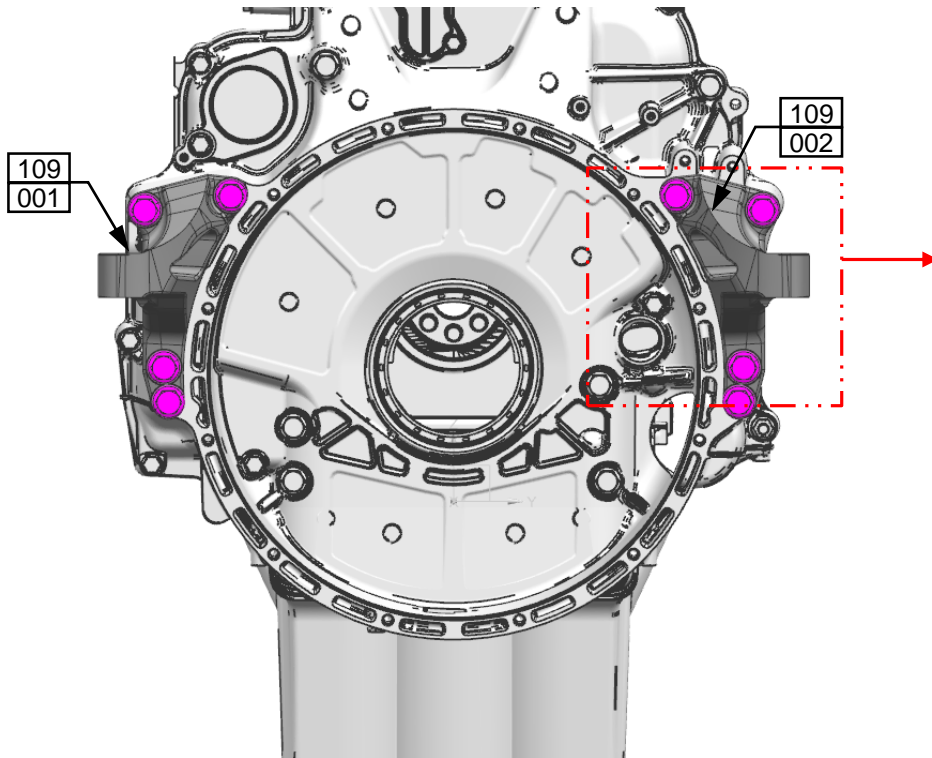


ITEM NUMBER D01-34136-000	DESCRIPTION INSTL-ENGINE SUPPORT, HDEP	<b>DAIMLER</b>		Daimler Trucks North America	
		THE INFORMATION CONTAINED HEREIN IS PROPRIETARY DATA, AND IS NOT FOR DISSEMINATION OR DISCLOSURE, IN WHOLE OR IN PART, FOR ANY PURPOSE OTHER THAN THAT FOR WHICH IT IS SUBMITTED, EXCEPT AS AUTHORIZED IN WRITING BY DAIMLER TRUCKS NORTH AMERICA LLC (DTNA)			
		MATERIAL APPROVAL N/A	DATE N/A	UNLESS OTHERWISE NOTED, DIMENSIONS AND TOLERANCES ARE DEFINED ACCORDING TO ASME Y14.5M-1994 WITH EXCEPTION PER DTNA 09ENG-WI037	
		DRAWN BY C. COLLINS	DATE 06/10/15		
		CHECKED BY C. GEDRAITIS	DATE 06/10/15		
		RESPONSIBLE ENGINEER C. COLLINS	DATE 06/10/15		
APPROVED BY C. GEDRAITIS	DATE 06/10/15	THIRD ANGLE PROJECTION		UNITS OF MEASURE MM	
DESCRIPTION INSTL-ENGINE SUPPORT, HDEP		109A1			
SUPPLEMENTAL DESCRIPTION					

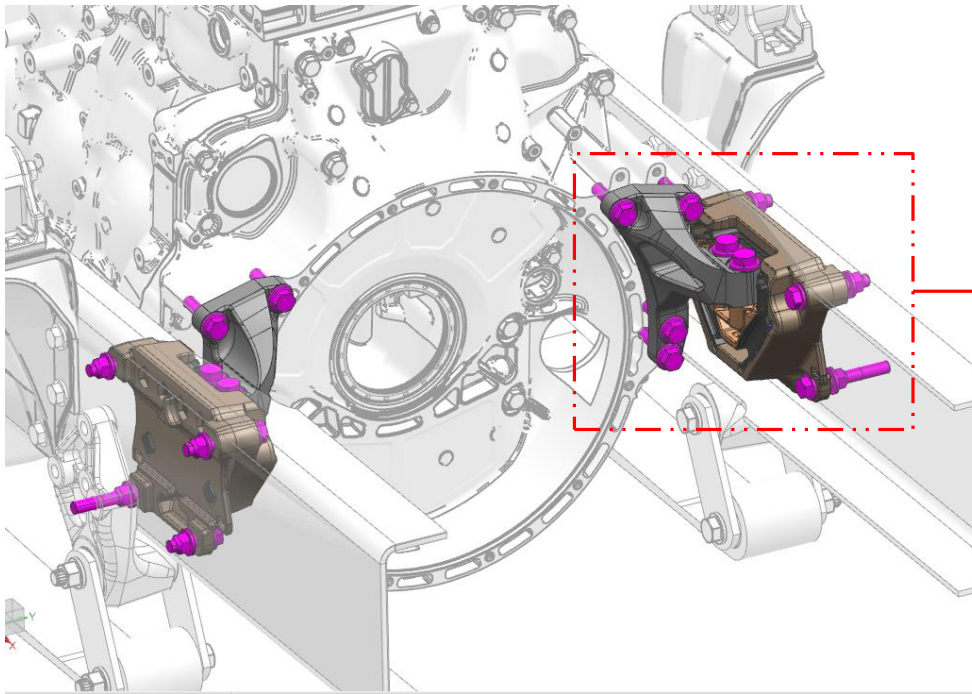


RAIL SHOWN  
TRANSPARENT FOR CLARITY

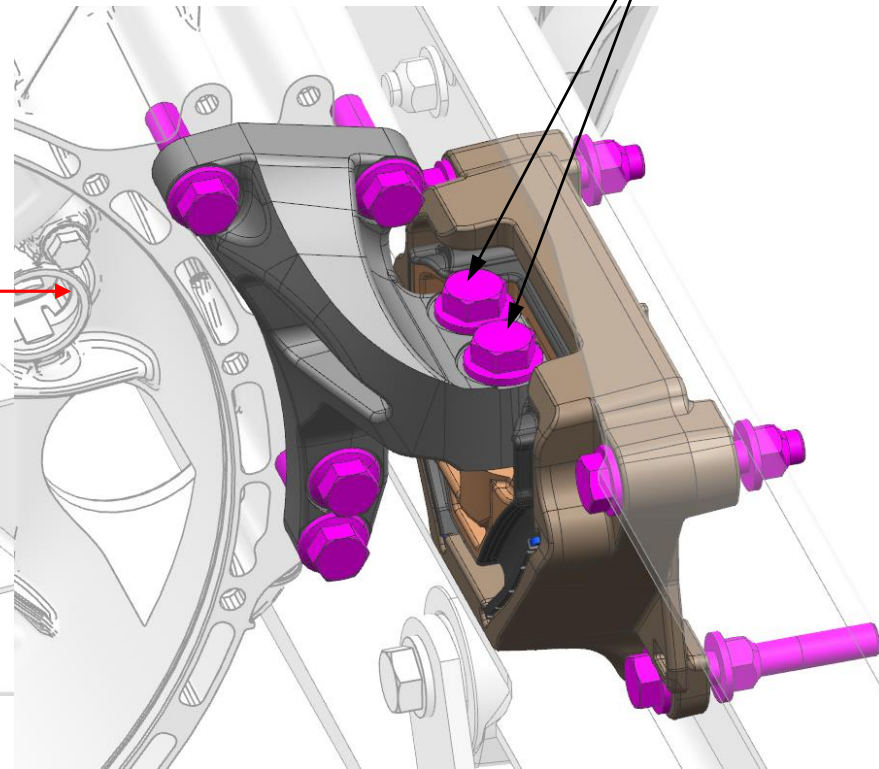
RH RAIL ISOLATOR INSTALLATION  
SHOWN, LH SIMILAR



RH REAR ENGINE BRKT  
INSTALLATION SHOWN, LH SIMILAR



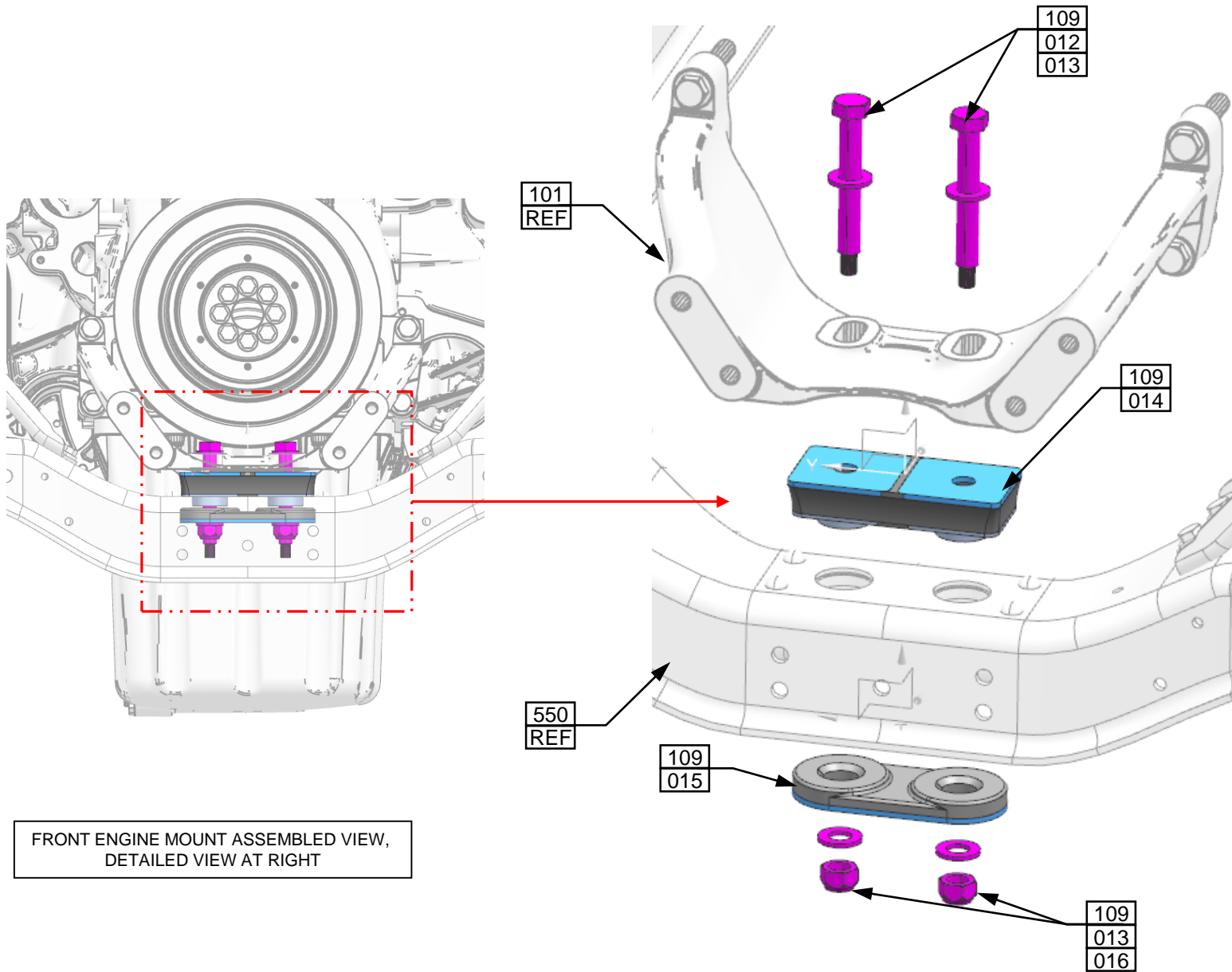
SURROUNDING GEOMETRY SHOWN  
TRANSPARENT FOR CLARITY



RH ENGINE BRKT INSTALLATION  
SHOWN, LH SIMILAR

109
004
005

2
---



FRONT ENGINE MOUNT ASSEMBLED VIEW,  
DETAILED VIEW AT RIGHT

FRONT ENGINE MOUNT EXPLODED VIEW