RELEASE NUMBER	REV LTR	ZONE	REVISION DESCRIPTION	BY	DATE	APPD
P40632-01	BF	-	REVISED AND REMASTERED IN	BXH	09/09/10	PCB
			CATIA V5			
P40632-03	BG	-	SEE SHEET 6	BXH	10/05/10	PCB
P41217-01	BH	-	SEE SHEET 6	BXH	12/03/10	PCB
P38864-40	BJ	4D	1: ADDED NOTE 11	JEW	02/09/11	PCB
		-	2: SEE SHEETS 6 AND 12			
P41894-01	BK	-	SEE SHEET 6	S3B	03/08/11	ABS
P41894-05	BL	-	SEE SHEET 6	S3B	04/15/11	LYP
P41953-01	BM	-	SEE SHEET 6	S3B	06/18/11	ABS
P42723-01	BN	-	SEE SHEETS 6 AND 12	JEW	07/15/11	PCB
P43214-27	BP	--	SEE SHEETS 6,12 AND 13	MDP	12/21/11	EPR
P44223-01	BR	-	SEE SHEET 6.	HAE	03/07/12	MLC
P41933-16	BS	-	SEE SHEETS 6, 12 AND 13	S7B	04/12/12	EAB
P45000-80	BT	-	SEE SHEET 3	RED	10/19/12	EAB
P49029-01	BU	-	SEE SHEET 6.	J3H	04/07/14	EAB
P51265-01	BV		SEE SHEET 6	J3H	05/22/15	CPJ
PDNY01-96	BW	5A	ADDED MANUFACTURER CHANGE	K6O	09/027/23	EWR

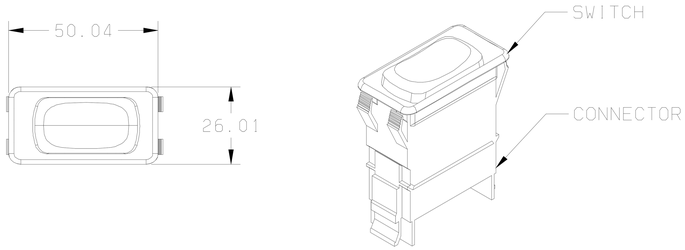

ISO VIEW

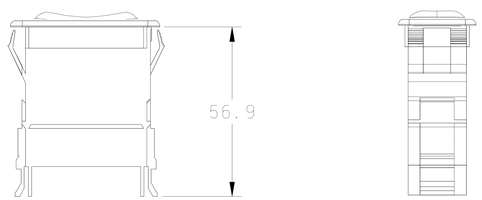

ROCKER SWITCH
(PALM GUARD NOT SHOWN)

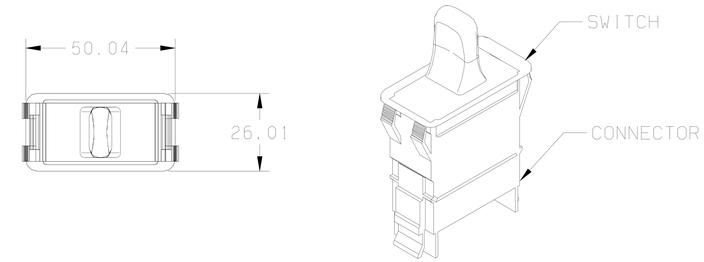

ISO VIEW

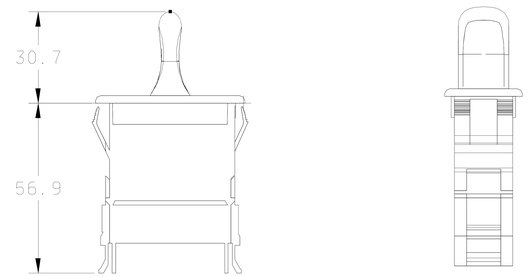

PADDLE SWITCH

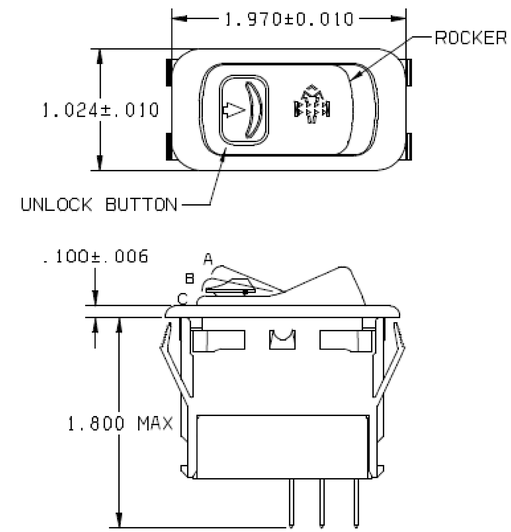

CIRCUIT		
POS. A	POS. B	POS. C
LOCK OFF	NONE	MOM ON
-	-	2B-3 5B-6

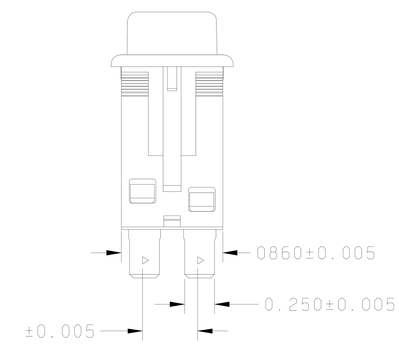

LOCKING ROCKER -143 ONLY

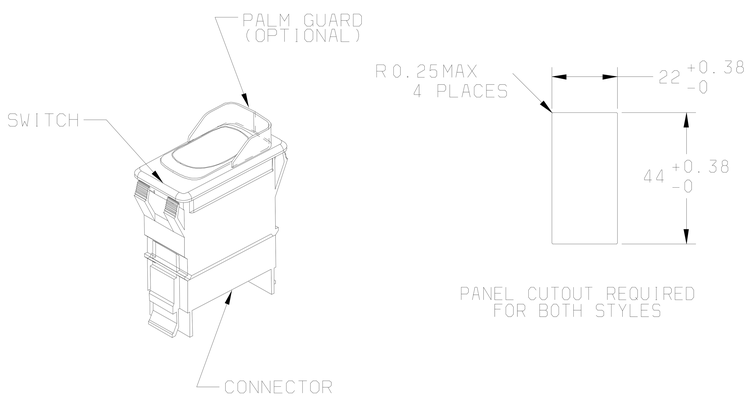

PANEL CUTOUT REQUIRED
FOR BOTH STYLES

1. GOLD (Au) CONTACTS FOR LOGIC LEVEL SWITCHING, MAX CURRENT, 1 AMP
2. STANDARD CONTACTS- SILVER NICKEL(AgNi), 1-12 AMPS CURRENT
3. SILVER/TIN OXIDE(AgSnO2) CONTACTS FOR HIGH AMP CUTOFF, 10-20 AMPS, LIFE MAY BE COMPROMISED AT HIGH CURRENTS
4. SEE CIRCUIT DETAIL.
5. SWITCHES ARE LED ILLUMINATED GREEN COLOR IS 565 nM ± 5, AMBER IS 590 nM ± 5, RED IS 660 nM ± 5
6. LETTERING ON BEZEL OF -032 IS WHITE PAD PRINT OR HOT STAMP.
7. PANEL THICKNESS RANGES 1.5-3mm
8. -144 IS STANDARD EATON NEW GENERATION ROCKER (NGR) IN LIEU OF PROPRIETARY FREIGHTLINER ROCKER, PAINTED RED PER EATON SPEC 50-36963
9. SWITCHING TYPES ARE EITHER: SPST, SPDT, DPST, OR DPDT. S - SINGLE, D - DOUBLE, P = POLE, T = THROW. FOR THIS DWG, SWITCHING IS DEFINED BY PHYSICAL MOVEMENTS OF LEVERS, NOT NECESSARILY BY NUMBERS OF CIRCUITS.
10. IDENTIFY COMPONENT PER SPEC 49-00051.
11. (BJ1) UPPER HOUSING BEZEL TO BE MOLDED RED IN COLOR.
12. (BW1) MANUFACTURER CHANGED FROM SERIGRAPH TO FAWN

DELIVERY MUST CONFORM EXACTLY WITH DRAWING SPECIFICATIONS AND, WHERE REQUIRED BY Q.A., WITH APPROVED Q.A. SAMPLES. ABSOLUTELY NO CHANGES ARE PERMITTED WITHOUT PRIOR APPROVAL BY DAIMLER TRUCKS NORTH AMERICA LLC. THIS INCLUDES CHANGES TO: SOFTWARE, MATERIALS, INTERNAL COMPONENTS, MANUFACTURING PROCESSES.

DAIMLER Daimler Trucks North America

THE INFORMATION CONTAINED HEREIN IS CONFIDENTIAL AND PROPRIETARY TO DAIMLER TRUCKS NORTH AMERICA LLC (DTNA) AND SHALL NOT BE COPIED, REPRODUCED, DISCLOSED, PUBLISHED, OR USED FOR ANY PURPOSE WITHOUT THE EXPRESS WRITTEN PERMISSION OF DTNA

MATERIAL APPROVAL N/A	DATE N/A	UNLESS OTHERWISE NOTED, DIMENSIONS AND TOLERANCES ARE DEFINED ACCORDING TO ASME STANDARD Y14.5M-1994, WITH EXCEPTIONS PER DTNA 09ENG-W1037.
DRAWN BY B.HASLER	DATE 09/09/10	
CHECKED BY G.HOILAND	DATE 09/09/10	
RESPONSIBLE ENGINEER A.SOBIESKI	DATE 09/09/10	THIRD ANGLE PROJECTION
APPROVED BY P.BRANDT	DATE 09/09/10	UNITS OF MEASURE MM

DESCRIPTION: SW-PDL, RCKR

SUPPLEMENTARY DESCRIPTION: 06410-LED ILLUMINATION

ITEM/DRAWING NUMBER: A06-30769 | REV LETTER: BW | SHEET NUMBER: 1 OF 13

CATIA V5 1 D-SIZE

RELEASE NUMBER	REV LTR	ZONE	REVISION DESCRIPTION	BY	DATE	APPD
P40632-01	BF	-	REVISED AND REMASTERED IN	BXH	09/09/10	PCB
			CATIA V5			
P40632-03	BG	-	SEE SHEET 6	BXH	10/05/10	PCB
P41217-01	BH	-	SEE SHEET 6	BXH	12/03/10	PCB
P38864-40	BJ	-	SEE SHEETS 1, 6 AND 12	JEW	02/09/11	PCB
P41894-01	BK	-	SEE SHEET 6	S3B	03/08/11	ABS
P41894-05	BL	-	SEE SHEET 6	S3B	04/15/11	LYP
P41953-01	BM	-	SEE SHEET 6	S3B	06/18/11	ABS
P42723-01	BN	-	SEE SHEETS 6 AND 12	JEW	07/15/11	PCB
P43214-27	BP	--	SEE SHEETS 6,12 AND 13	MDP	12/21/11	EPR
P44223-01	BR	-	SEE SHEET 6.	HAE	03/07/12	MLC
P41933-16	BS	-	SEE SHEETS 6, 12 AND 13	S7B	04/12/12	EAB
P45000-80	BT	-	SEE SHEET 3	RED	10/19/12	EAB
P49029-01	BU	-	SEE SHEET 6	J3H	04/07/14	EAB
P51265-01	BV		SEE SHEET 6	J3H	05/22/15	CPJ
PDNY01-96	BW		SEE SHEET 1	K6O	09/027/23	EWR

EATON PART NUMBER	U (UPPER) L (LOWER) PALM GUARD	CIRCUIT DETAIL	UPPER LIGHT COLOR	UPPER LIGHT CONTROL	UPPER LEGEND COLOR	UPPER LEGEND / CENTER LEGEND (UNLIT/WHITE) / LOWER LEGEND	LOWER LEGEND COLOR	LOWER LIGHT COLOR	LOWER LIGHT CONTROL	CONTACT MATERIAL	U (UPPER) M(MIDDLE) L (LOWER) POSITIONS	SWITCHING	ROCKER SWITCH	PADDLE SWITCH	DESCRIPTION	ITEM NUMBER	DESCRIPTION
896IK1022	NONE NONE	B4	LIME GREEN	PANEL LAMPS	WHITE	INCR + / DECR −	WHITE	LIME GREEN	PANEL LAMPS	1	ON(MOM) OFF ON(MOM)	SPDT	1		QUANTITY	A06-30769-030	SW-RCKR, INCR/DECR
896IK1021	NONE NONE	C2	RED	DEP	DEAD FRONT	BCN	WHITE	LIME GREEN	PANEL LAMPS	3	ON OFF NONE	DPST	1		QUANTITY	A06-30769-029	SW-RCKR, BEACON
896IK1267	NONE NONE	B4	LIME GREEN	PANEL LAMPS	WHITE	HDWY VOL + / HDWY VOL −	WHITE	LIME GREEN	PANEL LAMPS	1	ON(MOM) OFF ON(MOM)	SPDT	1		QUANTITY	A06-30769-028	SW-RCKR, VOLUME ADJ
896IK1020	NONE NONE	D4*	LIME GREEN	PANEL LAMPS	WHITE		WHITE	LIME GREEN	PANEL LAMPS	3	ON(MOM) OFF ON(MOM)	DPDT	1		QUANTITY	A06-30769-027	SW-RCKR, PS PWR WDW
896IK1019	NONE NONE	D4*	LIME GREEN	PANEL LAMPS	WHITE		WHITE	LIME GREEN	PANEL LAMPS	3	ON(MOM) OFF ON(MOM)	DPDT	1		QUANTITY	A06-30769-026	SW-RCKR, DR UNLK/LK
896IK1018	NONE NONE	A2	RED	DEP	DEAD FRONT	TRLR AUX	DEAD FRONT	LIME GREEN	PANEL LAMPS	3	ON OFF NONE	SPST	1		QUANTITY	A06-30769-025	SW-RCKR, TRAILER AUX
896IK1017	NONE NONE	A2	AMBER	DEP	DEAD FRONT	ADV LAMP	DEAD FRONT	LIME GREEN	PANEL LAMPS	3	ON OFF NONE	SPST	1		QUANTITY	A06-30769-024	SW-RCKR, ADVERTISING LIGHT
896IK1016	NONE NONE	A2	RED	DEP	DEAD FRONT	SPOT LAMP	DEAD FRONT	LIME GREEN	PANEL LAMPS	3	ON OFF NONE	SPST	1		QUANTITY	A06-30769-023	SW-RCKR, SPOT LAMPS MSTR
896IK1015	NONE NONE	D2X	AMBER	DEP	DEAD FRONT / WHITE	OFF / ECAS XFER	DEAD FRONT	LIME GREEN	PANEL LAMPS	4	ON OFF ON(MOM)	DPDT	1		QUANTITY	A06-30769-022	SW-RCKR, ECAS, LOAD TRNSFR
896IK1014	NONE NONE	C2	AMBER	DEP	DEAD FRONT	FUEL HEAT	DEAD FRONT	LIME GREEN	PANEL LAMPS	3	ON OFF NONE	DPST	1		QUANTITY	A06-30769-021	SW-RCKR, FUEL HTR
896IK1013	NONE NONE	A4X	LIME GREEN	PANEL LAMPS	WHITE	NRM/ SPIN / ATC	WHITE	LIME GREEN	PANEL LAMPS	1	ON(MOM) ON NONE	SPST	1		QUANTITY	A06-30769-020	SW-RCKR, ATC, NORM/SPIN
896IK1265	NONE NONE	D5	AMBER	DEP	DEAD FRONT	HDWY ALERT	DEAD FRONT	LIME GREEN	PANEL LAMPS	3	OFF(MOM) ON ON(MOM)	DPDT	1		QUANTITY	A06-30769-019	SW-RCKR, HDWY ALERT
896IK1011	NONE NONE	C2	AMBER	DEP	DEAD FRONT	BUNK ON / BUNK OFF	WHITE	LIME GREEN	PANEL LAMPS	3	ON OFF NONE	DPST	1		QUANTITY	A06-30769-018	SW-RCKR, BUNK HTR
896IK1010	NONE NONE	B4	LIME GREEN	PANEL LAMPS	WHITE	AUX LOW / AUX HI	WHITE	LIME GREEN	PANEL LAMPS	3	HI OFF LO	SPDT	1		QUANTITY	A06-30769-017	SW-RCKR, AUX BLWR, HI/LO
896IK1009	NONE NONE	D3X	AMBER	DEAD FRONT	WHITE	ENG FAN	DEAD FRONT	LIME GREEN	PANEL LAMPS	2	OFF ON NONE	DPST	1		QUANTITY	A06-30769-016	SW-RCKR, ENG FAN
896IK1008	NONE NONE	A1	NONE	NONE	NONE	SHDN OVRD	DEAD FRONT	LIME GREEN	PANEL LAMPS	1	ON(MOM) OFF NONE	SPST	1		QUANTITY	A06-30769-015	SW-RCKR, SHUTDOWN OVERRIDE
896IK1007	NONE NONE	C2	RED	DEP	DEAD FRONT	OPT	DEAD FRONT	LIME GREEN	PANEL LAMPS	3	ON OFF NONE	DPST	1		QUANTITY	A06-30769-014	SW-RCKR, OPTIONAL
896IK1006	NONE NONE	A1	NONE	NONE	WHITE	DOME	WHITE	LIME GREEN	PANEL LAMPS	2	ON(MOM) OFF NONE	SPST	1		QUANTITY	A06-30769-013	SW-RCKR, DOME
896IK1005	NONE NONE	B4	LIME GREEN	PANEL LAMPS	WHITE	RSM/ ACC / SET/ CST	WHITE	LIME GREEN	PANEL LAMPS	1	ON(MOM) OFF ON(MOM)	SPDT		1	QUANTITY	A06-30769-012	SW-PDL, SET/RES, CRUISE
896IK1004	NONE NONE	C3	AMBER	12V+	DEAD FRONT	SPD CNTL	WHITE	LIME GREEN	PANEL LAMPS	4	ON OFF NONE	DPST	1		QUANTITY	A06-30769-011	SW-RCKR, ON/OFF, CRUISE
896IK1003	NONE NONE	D4	AMBER	PANEL LAMPS	WHITE		WHITE	AMBER	PANEL LAMPS	3	ON OFF ON	DPDT		1	QUANTITY	A06-30769-010	SW-PDL, HDLP/MRKR
896IK1002	NONE NONE	A1	NONE	NONE	WHITE	CHK ENG	WHITE	LIME GREEN	PANEL LAMPS	1	ON(MOM) OFF NONE	SPST	1		QUANTITY	A06-30769-009	SW-RCKR, ENG CHK/DIAGN REQ
896IK1001	NONE NONE	D4X	LIME GREEN	PANEL LAMPS	WHITE	EXP	WHITE	LIME GREEN	PANEL LAMPS	3	ON(MOM) OFF ON(MOM)	DPDT	1		QUANTITY	A06-30769-008	SW-RCKR, DS PWR WDW
896IK1266	NONE NONE	B4	LIME GREEN	PANEL LAMPS	WHITE	HDWY + / HDWY −	WHITE	LIME GREEN	PANEL LAMPS	1	ON(MOM) OFF ON(MOM)	SPDT	1	1	QUANTITY	A06-30769-007	SW-PDL, HDWY ADJ
896IK1270	NONE NONE	C2	AMBER	DEP	DEAD FRONT	REAR FOG	WHITE	LIME GREEN	PANEL LAMPS	3	ON OFF NONE	DPST	1		QUANTITY	A06-30769-006	SW-RCKR, REAR FOG LAMP
896IK998	NONE NONE	A2	AMBER	DEP	DEAD FRONT	FOOT WELL	WHITE	LIME GREEN	PANEL LAMPS	2	ON OFF NONE	SPST	1		QUANTITY	A06-30769-005	SW-RCKR, FOOTWELL LP
896IK997	NONE NONE	C2	AMBER	DEP	DEAD FRONT	ROAD LAMP	WHITE	LIME GREEN	PANEL LAMPS	3	ON OFF NONE	DPST	1		QUANTITY	A06-30769-004	SW-RCKR, ROAD LP
896IK996	NONE NONE	A2	RED	DEP	DEAD FRONT	UTLY LAMP	WHITE	LIME GREEN	PANEL LAMPS	3	ON OFF NONE	SPST	1		QUANTITY	A06-30769-003	SW-RCKR, UTLY LP
896IK995	NONE NONE	A2	AMBER	DEP	DEAD FRONT	MIRR HEAT	WHITE	LIME GREEN	PANEL LAMPS	2	ON OFF NONE	SPST	1		QUANTITY	A06-30769-002	SW-RCKR, MIRROR HT
896IK994	NONE NONE	E3X	AMBER	12V+	DEAD FRONT	ENG BRK	WHITE	LIME GREEN	PANEL LAMPS	4	HI OFF LO	DPDT		1	QUANTITY	A06-30769-001	SW-PDL, ENG RTRDR, LO/OFF/HI
896IK993	NONE NONE	C1	NONE	NONE	WHITE	MRKR INT	WHITE	LIME GREEN	PANEL LAMPS	3	OFF(MOM) ON NONE	DPST		1	QUANTITY	A06-30769-000	SW-PDL, MRKR, INTRPT

DAIMLER — Daimler Trucks North America

THE INFORMATION CONTAINED HEREIN IS CONFIDENTIAL AND PROPRIETARY TO DAIMLER TRUCKS NORTH AMERICA LLC (DTNA) AND SHALL NOT BE COPIED, REPRODUCED, DISCLOSED, PUBLISHED, OR USED FOR ANY PURPOSE WITHOUT THE EXPRESS WRITTEN PERMISSION OF DTNA

MATERIAL APPROVAL N/A	DATE N/A	UNLESS OTHERWISE NOTED, DIMENSIONS AND TOLERANCES ARE DEFINED ACCORDING TO ASME STANDARD Y14.5M-1994. WITH EXCEPTIONS PER DTNA 09ENG-W1037.
DRAWN BY B. HASLER	DATE 09/09/10	
CHECKED BY G. HOILAND	DATE 09/09/10	
RESPONSIBLE ENGINEER A. SOBIESKI	DATE 09/09/10	THIRD ANGLE PROJECTION
APPROVED BY P. BRANDT	DATE 09/09/10	UNITS OF MEASURE MM

DESCRIPTION: SW-PDL, RCKR

SUPPLEMENTARY DESCRIPTION: 06410-LED ILLUMINATION

ITEM/DRAWING NUMBER: A06-30769 | REV LETTER: BW | SHEET NUMBER: 2 OF 13

CATIA V5 1 D-SIZE

RELEASE NUMBER	REV LTR	ZONE	REVISION DESCRIPTION	BY	DATE	APPD
P40632-01	BF	-	REVISED AND REMASTERED IN	BXH	09/09/10	PCB
			CATIA V5			
P40632-03	BG	-	SEE SHEET 6	BXH	10/05/10	PCB
P41217-01	BH	-	SEE SHEET 6	BXH	12/03/10	PCB
P38864-40	BJ	-	SEE SHEETS 1, 6 AND 12	JEW	02/09/11	PCB
P41894-01	BK	-	SEE SHEET 6	S3B	03/08/11	ABS
P41894-05	BL	-	SEE SHEET 6	S3B	04/15/11	LYP
P41953-01	BM	-	SEE SHEET 6	S3B	06/18/11	ABS
P42723-01	BN	-	SEE SHEETS 6 AND 12	JEW	07/15/11	PCB
P43214-27	BP	--	SEE SHEETS 6,12 AND 13	MDP	12/21/11	EPR
P44223-01	BR	-	SEE SHEET 6.	HAE	03/07/12	MLC
P41933-16	BS	-	SEE SHEETS 6, 12 AND 13	S7B	04/12/12	EAB
P45000-80	BT	D3	REVISE P/N,WAS A06-22523-034	RED	10/19/12	EAB
P49029-01	BU	-	SEE SHEET 6	J3H	04/07/14	EAB
P51265-01	BV		SEE SHEET 6	J3H	05/22/15	CPJ
PDNY01-96	BW		SEE SHEET 1	K6O	09/027/23	EWR

BT

EATON PART NUMBER	U (UPPER) L (LOWER) PALM GUARD	CIRCUIT DETAILS	UPPER LIGHT COLOR	UPPER LIGHT CONTROL	UPPER LEGEND COLOR	UPPER LEGEND CENTER LEGEND (UNLIT/WHITE) LOWER LEGEND	LOWER LEGEND COLOR	LOWER LIGHT COLOR	LOWER LIGHT CONTROL	CONTACT MATERIAL	U (UPPER) M(MIDDLE) L (LOWER) POSITIONS	SWITCHING	ROCKER SWITCH	PADDLE SWITCH	QUANTITY	ITEM NUMBER	DESCRIPTION
8961K1299	NONE NONE	B4	LIME GREEN	PANEL LAMPS	WHITE	RPM + / RPM -	WHITE	LIME GREEN	PANEL LAMPS	1	ON(MOM) OFF ON(MOM)	SPDT	1		QUANTITY	A06-30769-087	SW-RCKR, RPM+/RPM-
8961K1298	NONE NONE	C3	AMBER	DEP	DEAD FRONT	RPM CNTL	WHITE	LIME GREEN	PANEL LAMPS	4	ON NONE OFF	DPST	1		QUANTITY	A06-30769-086	SW-RCKR, RPM CONTROL
8961K1236	NONE NONE	A0X	NONE	NONE	WHITE	DOME	WHITE	NONE	NONE	2	ON ON NONE	SPST	1		QUANTITY	A06-30769-085	SW-ROCKER, DOME
8961K1235	NONE NONE	A1X	NONE	NONE	WHITE	DOME	WHITE	LIME GREEN	PANEL LAMPS	2	ON ON NONE	SPST	1		QUANTITY	A06-30769-084	SW-ROCKER, DOME
8961K1234	NONE NONE	C1X	NONE	NONE	WHITE	DOME	WHITE	NONE	NONE	2	ON ON NONE	DPST	1		QUANTITY	A06-30769-083	SW-ROCKER, DOME
8961K1114	NONE NONE	A2	RED	DEP	DEAD FRONT	AXLE LIFT	WHITE	LIME GREEN	PANEL LAMPS	4	ON OFF NONE	SPST	1		QUANTITY	A06-30769-082	SW-RCKR, AXLE LIFT
8961K1078	NONE NONE	A2	RED	DEP	DEAD FRONT	BKUP ALRM	WHITE	LIME GREEN	PANEL LAMPS	2	ON(MOM) NONE OFF	SPST	1		QUANTITY	A06-30769-081	SW-RCKR, BKUP ALRM (START)
8961K1077	NONE NONE	A1	RED	DEP	DEAD FRONT	DRL OVRD	WHITE	LIME GREEN	PANEL LAMPS	2	ON(MOM) NONE OFF	SPST	1		QUANTITY	A06-30769-080	SW-RCKR, DRL OVRD, FLX/FLH
8961K1076	NONE NONE	E3Y	AMBER	DEP	DEAD FRONT	ENG BRK	WHITE	LIME GREEN	PANEL LAMPS	4	ON OFF ON	DPDT		1	QUANTITY	A06-30769-079	SW-PDL, ENG BRK HI-LO
8961K1075	NONE NONE	C3X	AMBER	DEP	DEAD FRONT	ENG BRK	WHITE	LIME GREEN	PANEL LAMPS	4	ON OFF NONE	DPST		1	QUANTITY	A06-30769-078	SW-PDL, ENG BRK
8961K1074	NONE NONE	A2	RED	DEP	DEAD FRONT	TRLR AUX	WHITE	LIME GREEN	PANEL LAMPS	2	ON(MOM) NONE OFF	SPST	1		QUANTITY	A06-30769-077	SW-RCKR, TRAILER, AUX.
8961K1073	NONE NONE	A2	RED	DEP	DEAD FRONT	OPT	WHITE	LIME GREEN	PANEL LAMPS	2	ON(MOM) NONE OFF	SPST	1		QUANTITY	A06-30769-076	SW-RCKR, OPTIONAL
8961K1109	NONE NONE	C2	RED	DEP	DEAD FRONT	ALT FLSHR	WHITE	LIME GREEN	PANEL LAMPS	3	ON OFF NONE	DPST	1		QUANTITY	A06-30769-075	SW-RCKR, ALT FLASHER
8961K1108	NONE NONE	B4	AMBER	PANEL LAMP	DEAD FRONT	MIRR ADJ	WHITE	LIME GREEN	PANEL LAMPS	2	ON(MOM) OFF ON(MOM)	SPDT	1		QUANTITY	A06-30769-074	SW-RCKR, MIRROR ADJUST
8961K1039	NONE NONE	C3	AMBER	DEP	DEAD FRONT	CAB TILT	WHITE	LIME GREEN	PANEL LAMPS	2	ON NONE OFF	DPST	1		QUANTITY	A06-30769-073	SW-RCKR, CAB TILT
8961K1038	NONE NONE	C3	AMBER	DEP	DEAD FRONT	ENG BRK	WHITE	LIME GREEN	PANEL LAMPS	4	ON OFF NONE	DPST		1	QUANTITY	A06-30769-072	SW-PDL, ENG BRK, ON/OFF
8961K1037	NONE NONE	E4	AMBER	PANEL LAMP	DEAD FRONT	ENG BRK	WHITE	LIME GREEN	PANEL LAMPS	1	ON ON ON	DPDT		1	QUANTITY	A06-30769-071	SW-PDL, ENG BRK, LO/MED/HI
8961K1036	NONE NONE	C2	LIME GREEN	DEP	WHITE	NRM/SPIN ATC	WHITE	LIME GREEN	PANEL LAMPS	3	ON OFF NONE	DPST	1		QUANTITY	A06-30769-070	SW-RCKR, ATC, NORM/SPIN
8961K1035	NONE NONE	A2	AMBER	DEP	DEAD FRONT	MIRR HEAT	WHITE	LIME GREEN	PANEL LAMPS	2	ON NONE OFF	SPST	1		QUANTITY	A06-30769-069	SW-RCKR, MIRROR HEAT
8961K1034	NONE NONE	A1	NONE	NONE	WHITE	CHK ENG	WHITE	LIME GREEN	PANEL LAMPS	1	ON(MOM) NONE OFF	SPST	1		QUANTITY	A06-30769-067	SW-RCKR, CHECK ENGINE
8961K1033	NONE NONE	C3	AMBER	DEP	DEAD FRONT	SPD CNTL	WHITE	LIME GREEN	PANEL LAMPS	4	ON NONE OFF	DPST	1		QUANTITY	A06-30769-066	SW-RCKR, SPEED CONTROL
8961K1032	NONE NONE	B4	LIME GREEN	PANEL LAMP	WHITE	RSM/ACC SET/CST	WHITE	LIME GREEN	PANEL LAMPS	1	ON(MOM) OFF ON(MOM)	SPDT	1		QUANTITY	A06-30769-065	SW-RCKR, SET/RESUME
8961K1031	NONE NONE	A2	AMBER	DEP	DEAD FRONT	EXHST BRK	WHITE	LIME GREEN	PANEL LAMPS	2	ON NONE OFF	SPST	1		QUANTITY	A06-30769-064	SW-RCKR, EXHAUST BRAKE
8961K1030	NONE NONE	C2	AMBER	DEAD FRONT	WHITE	AXLE SHIFT	WHITE	LIME GREEN	PANEL LAMPS	2	ON NONE OFF	SPST	1		QUANTITY	A06-30769-062	SW-RCKR, AXLE SHIFT
8961K1029	NONE NONE	A3	NONE	NONE	NONE	RH STEP	WHITE	LIME GREEN	PANEL LAMPS	2	OFF(MOM) ON NONE	SPST	1		QUANTITY	A06-30769-037	SW-RCKR-RH STEP
8961K1028	NONE NONE	A3	NONE	NONE	NONE	LH STEP	WHITE	LIME GREEN	PANEL LAMPS	2	OFF(MOM) ON NONE	SPST	1		QUANTITY	A06-30769-036	SW-RCKR-LH STEP
8961K1027	NONE NONE	A1	NONE	NONE	NONE	TRIP INFO	WHITE	LIME GREEN	PANEL LAMPS	2	ON(MOM) OFF NONE	SPST	1		QUANTITY	A06-30769-035	SW-RCKR-TRIP INFO
8961K1026	NONE NONE	A0	NONE	NONE	WHITE	DOME	WHITE	NONE	NONE	2	ON OFF NONE	SPST	1		QUANTITY	A06-30769-034	SW-RCKR-REAR, DOME
8961K1025	NONE NONE	D3X	AMBER	DEAD FRONT WHITE	WHITE	OFF MSG BZZR	WHITE	LIME GREEN	PANEL LAMPS	2	ON ON NONE	DPST	1		QUANTITY	A06-30769-033	SW-RCKR, OCOM MSG BZZR
8961K1024	NONE NONE	E4	LIME GREEN	PANEL LAMP	WHITE	BUNK HI BUNK OFF FAN	WHITE	LIME GREEN	PANEL LAMPS	3	ON ON OFF	DPDT	1		QUANTITY	A06-30769-032	SW-RCKR, BUNK CNTRL
8961K1023	NONE NONE	A2	LIME GREEN	DEAD FRONT	WHITE	ENG BRK	WHITE	LIME GREEN	PANEL LAMPS	2	ON OFF NONE	SPST		1	QUANTITY	A06-30769-031	SW-PDL, ENGINE BRAKE

DAIMLER Daimler Trucks North America

THE INFORMATION CONTAINED HEREIN IS CONFIDENTIAL AND PROPRIETARY TO DAIMLER TRUCKS NORTH AMERICA LLC (DTNA) AND SHALL NOT BE COPIED, REPRODUCED, DISCLOSED, PUBLISHED, OR USED FOR ANY PURPOSE WITHOUT THE EXPRESS WRITTEN PERMISSION OF DTNA

MATERIAL APPROVAL N/A	DATE N/A	UNLESS OTHERWISE NOTED, DIMENSIONS AND TOLERANCES ARE DEFINED ACCORDING TO ASME STANDARD Y14.5M-1994, WITH EXCEPTIONS PER DTNA 09ENG-W1037.
DRAWN BY B.HASLER	DATE 09/09/10	
CHECKED BY G.HOILAND	DATE 09/09/10	
RESPONSIBLE ENGINEER A.SOBIESKI	DATE 09/09/10	THIRD ANGLE PROJECTION
APPROVED BY P.BRANDT	DATE 09/09/10	UNITS OF MEASURE MM

DESCRIPTION: SW-PDL, RCKR

SUPPLEMENTARY DESCRIPTION: 06410-LED ILLUMINATION

ITEM/DRAWING NUMBER	REV LETTER	SHEET NUMBER
A06-30769	BW	3 OF 13

CATIA V5 1 D-SIZE

RELEASE NUMBER	REV LTR	ZONE	REVISION DESCRIPTION	BY	DATE	APPD
P40632-01	BF	-	REVISED AND REMASTERED IN	BXH	09/09/10	PCB
			CATIA V5			
P40632-03	BG	-	SEE SHEET 6	BXH	10/05/10	PCB
P41217-01	BH	-	SEE SHEET 6	BXH	12/03/10	PCB
P38864-40	BJ	-	SEE SHEETS 1, 6 AND 12	JEW	02/09/11	PCB
P41894-01	BK	-	SEE SHEET 6	S3B	03/08/11	ABS
P41894-05	BL	-	SEE SHEET 6	S3B	04/15/11	LYP
P41953-01	BM	-	SEE SHEET 6	S3B	06/18/11	ABS
P42723-01	BN	-	SEE SHEETS 6 AND 12	JEW	07/15/11	PCB
P43214-27	BP	--	SEE SHEETS 6,12 AND 13	MDP	12/21/11	EPR
P44223-01	BR	-	SEE SHEET 6.	HAE	03/07/12	MLC
P41933-16	BS	-	SEE SHEETS 6, 12 AND 13	S7B	04/12/12	EAB
P45000-80	BT	-	SEE SHEET 3	RED	10/19/12	EAB
P49029-01	BU	-	SEE SHEET 6	J3H	04/07/14	EAB
P51265-01	BV		SEE SHEET 6	J3H	05/22/15	CPJ
PDNY01-96	BW		SEE SHEET 1	K6O	09/027/23	EWR

EATON PART NUMBER	U (UPPER) L (LOWER) PALM GUARD	CIRCUIT DETAILS	UPPER LIGHT COLOR	UPPER LIGHT CONTROL	UPPER LEGEND COLOR	UPPER LEGEND	CENTER LEGEND (UNLIT/WHITE)	LOWER LEGEND	LOWER LEGEND COLOR	LOWER LIGHT COLOR	LOWER LIGHT CONTROL	CONTACT MATERIAL	U (UPPER) M(MIDDLE) L (LOWER) POSITIONS	SWITCHING	ROCKER SWITCH	PADDLE SWITCH	QUANTITY	ITEM NUMBER	DESCRIPTION
8961K1715	NONE NONE	A8	AMBER	PANEL LAMPS	DEAD FRONT	MIRR ADJ			WHITE	LIME GREEN	PANEL LAMPS	2	ON(MOM) OFF ON(MOM)	DPDT	1		QUANTITY	A06-30769-118	SW-RCKR, MIRROR ADJUST
8961K1713	NONE NONE	A2	RED	DEP	DEAD FRONT	-			NONE	NONE	NONE	2	ON OFF NONE	SPST	1		QUANTITY	A06-30769-117	SW-RCKR, "BLANK"
8961K1712	NONE NONE	A2	LIME GREEN	DEP	DEAD FRONT	-		CNTR BAL	WHITE	LIME GREEN	PANEL LAMPS	2	ON OFF NONE	SPST	1		QUANTITY	A06-30769-116	SW-RCKR, CNTR BAL
8961K1711	NONE NONE	A2	LIME GREEN	DEP	DEAD FRONT	-		PUMP	WHITE	LIME GREEN	PANEL LAMPS	2	ON OFF NONE	SPST	1		QUANTITY	A06-30769-115	SW-RCKR, PUMP
8961K1710	NONE NONE	A2	LIME GREEN	DEP	WHITE	SALT LIGHT			WHITE	LIME GREEN	PANEL LAMPS	2	ON OFF NONE	SPST	1		QUANTITY	A06-30769-114	SW-RCKR, SALT LIGHT
8961K1709	NONE NONE	A2	LIME GREEN	DEP	WHITE	REAR STRB			WHITE	LIME GREEN	PANEL LAMPS	2	ON OFF NONE	SPST	1		QUANTITY	A06-30769-113	SW-RCKR, REAR STRB
8961K1708	NONE NONE	A2	LIME GREEN	DEP	WHITE	FRONT STRB			WHITE	LIME GREEN	PANEL LAMPS	2	ON OFF NONE	SPST	1		QUANTITY	A06-30769-112	SW-RCKR, FRONT STRB
8961K1691	NONE NONE	A2	LIME GREEN	DEP	WHITE	SPOT LAMP			WHITE	LIME GREEN	PANEL LAMPS	2	ON OFF NONE	SPST	1		QUANTITY	A06-30769-111	SW-RCKR, SPOT LAMP
8961K1689	NONE NONE	A2	LIME GREEN	DEP	DEAD FRONT	TRLR LATCH			WHITE	LIME GREEN	PANEL LAMPS	2	ON OFF NONE	SPST	1		QUANTITY	A06-30769-110	SW-RCKR, TRLR LATCH
8961K1688	NONE NONE	A2	LIME GREEN	DEP	DEAD FRONT	T.GATE LATCH			WHITE	LIME GREEN	PANEL LAMPS	2	ON OFF NONE	SPST	1		QUANTITY	A06-30769-109	SW-RCKR, TGATE LATCH
8961K1687	NONE NONE	A2	LIME GREEN	DEP	WHITE	SNDR LAMP			WHITE	LIME GREEN	PANEL LAMPS	2	ON OFF NONE	SPST	1		QUANTITY	A06-30769-108	SW-RCKR, SNDR LAMP
8961K1686	NONE NONE	A2	LIME GREEN	DEP	WHITE	SNDR BCN			WHITE	LIME GREEN	PANEL LAMPS	2	ON OFF NONE	SPST	1		QUANTITY	A06-30769-107	SW-RCKR, SNDR BCN
8961K1685	NONE NONE	FX	LIME GREEN	DEP	WHITE	BCN CARGO			WHITE	LIME GREEN	PANEL LAMPS	2	ON OFF ON	DPDT	1		QUANTITY	A06-30769-106	SW-RCKR, BCN-CARGO
8961K1684	NONE NONE	D5X	NONE	NONE	NONE				NONE	LIME GREEN	PANEL LAMPS	2	ON ON OFF	DPDT	1		QUANTITY	A06-30769-105	SW-RCKR, HDLP/MRKR
8961K1648	NONE NONE	A11	NONE	NONE	WHITE	ABS CHK			NONE	NONE	NONE	2	ON(mom) ON NONE	SPST	1		QUANTITY	A06-30769-104	SW-RCKR, ABS CHECK
8961K1631	NONE NONE	C2	AMBER	DEP	DEAD FRONT WHITE	OFF		O/D	WHITE	LIME GREEN	PANEL LAMPS	3	ON OFF NONE	DPST	1		QUANTITY	A06-30769-103	SW-RCKR, O/D OVRD
8961K1614	NONE NONE	B5	AMBER	12V+	DEAD FRONT	-		BUNK OVRD	WHITE	LIME GREEN	PANEL LAMPS	1	ON(MOM) OFF ON(MOM)	SPDT	1		QUANTITY	A06-30769-102	SW-RCKR, HVAC OVRD
8961K1474	NONE NONE	A10	LIME GREEN	PANEL LAMPS	WHITE	OPEN		CLOSE	WHITE	LIME GREEN	PANEL LAMPS	2	ON NONE OFF	SPST		1	QUANTITY	A06-30769-101	SW-PDL, SHIFT TOWER
8961K1453	NONE NONE	A9	AMBER	DEP	DEAD FRONT			SAVE EVENT	WHITE	LIME GREEN	DATA LOGGER	1	ON(MOM) OFF NONE	SPST	1		QUANTITY	A06-30769-100	SW-RCKR, DATA LOGGER
8961K1409	NONE NONE	A8	LIME GREEN	PANEL LAMPS	WHITE	MOVE PEDAL			WHITE	LIME GREEN	PANEL LAMPS	2	ON(MOM) OFF ON(MOM)	DPDT	1		QUANTITY	A06-30769-099	SW-RCKR, MOVE PEDAL
8961K1410	NONE NONE	C3	AMBER	DEP	DEAD FRONT	-		TRANS RTDR	WHITE	LIME GREEN	PANEL LAMPS	1	ON OFF NONE	DPST		1	QUANTITY	A06-30769-098	SW-PDL, TRANS RTDR
8961K1319	NONE NONE	A3	NONE	NONE	DEAD FRONT			DRL OVRD	WHITE	LIME GREEN	PANEL LAMPS	2	ON(MOM) NONE OFF	SPST	1		QUANTITY	A06-30769-097	SW-RCKR, DRL OVRD
8961K1320	NONE NONE	A7	AMBER	DEP	DEAD FRONT WHITE	-		ON PTO OFF	WHITE	LIME GREEN	PANEL LAMPS	2	ON OFF NONE	SPST	1		QUANTITY	A06-30769-096	SW-RCKR, PTO
8961K1318	NONE NONE	B5	AMBER	12V+	DEAD FRONT	-		BUNK OVRD	WHITE	LIME GREEN	PANEL LAMPS	1	ON(MOM) OFF ON(MOM)	SPDT	1		QUANTITY	A06-30769-095	SW-RCKR, HVAC OVRD
8961K1317	NONE NONE	A6	AMBER	DEP	DEAD FRONT			SAVE EVENT	WHITE	LIME GREEN	DATA LOGGER	1	ON(MOM) OFF NONE	SPST	1		QUANTITY	A06-30769-094	SW-RCKR, DATA LOGGER
8961K1316	NONE NONE	C3	AMBER	12V+	DEAD FRONT			ENG FAN	WHITE	LIME GREEN	PANEL LAMPS	4	ON OFF NONE	DPST	1		QUANTITY	A06-30769-093	SW-RCKR, ENG FAN
8961K1309	NONE NONE	C2	AMBER	DEP	DEAD FRONT			FOG LAMP	WHITE	LIME GREEN	PANEL LAMPS	3	ON OFF NONE	DPST	1		QUANTITY	A06-30769-092	SW-RCKR, FOG LAMP
8961K1308	NONE NONE	A2	AMBER	DEP	DEAD FRONT			PLOW LAMP	WHITE	LIME GREEN	PANEL LAMPS	3	ON OFF NONE	SPST	1		QUANTITY	A06-30769-091	SW-RCKR, SNOW PLOW
8961K1307	NONE NONE	E5	AMBER	DEP	DEAD FRONT	HI LO		ENG BRK	WHITE	LIME GREEN	PANEL LAMPS	4	ON OFF ON	DPDT		1	QUANTITY	A06-30769-090	SW-PDL, ENG BRAKE HI-LO
8961K1305	NONE NONE	C3	AMBER	12 V+	DEAD FRONT	-		HDWY CNTL	WHITE	LIME GREEN	PANEL LAMPS	4	ON OFF NONE	DPST	1		QUANTITY	A06-30769-089	SW-RCKR, HDWY CONTROL
8961K1304	NONE NONE	A5	LIME GREEN	PANEL LAMPS	WHITE	LANE ALERT			DEAD FRONT	LIME GREEN	12 V+	1	ON(MOM) OFF NONE	SPST	1		QUANTITY	A06-30769-088	SW-RCKR, LANE ALERT

DAIMLER Daimler Trucks North America

THE INFORMATION CONTAINED HEREIN IS CONFIDENTIAL AND PROPRIETARY TO DAIMLER TRUCKS NORTH AMERICA LLC (DTNA) AND SHALL NOT BE COPIED, REPRODUCED, DISCLOSED, PUBLISHED, OR USED FOR ANY PURPOSE WITHOUT THE EXPRESS WRITTEN PERMISSION OF DTNA

MATERIAL APPROVAL N/A DATE N/A
DRAWN BY B. HASLER DATE 09/09/10
CHECKED BY G. HOILAND DATE 09/09/10
RESPONSIBLE ENGINEER A. SOBIESKI DATE 09/09/10
APPROVED BY P. BRANDT DATE 09/09/10

UNLESS OTHERWISE NOTED, DIMENSIONS AND TOLERANCES ARE DEFINED ACCORDING TO ASME STANDARD Y14.5M-1994, WITH EXCEPTIONS PER DTNA 09ENG-W1037.

THIRD ANGLE PROJECTION — UNITS OF MEASURE MM

DESCRIPTION: SW-PDL, RCKR
SUPPLEMENTARY DESCRIPTION: 06410-LED ILLUMINATION
ITEM/DRAWING NUMBER: A06-30769
REV LETTER: BW
SHEET NUMBER: 4 OF 13

CATIA V5 1 D-SIZE

RELEASE NUMBER	REV LTR	ZONE	REVISION DESCRIPTION	BY	DATE	APPD
P40632-01	BF	-	REVISED AND REMASTERED IN	BXH	09/09/10	PCB
			CATIA V5			
P40632-03	BG	-	SEE SHEET 6	BXH	10/05/10	PCB
P41217-01	BH	-	SEE SHEET 6	BXH	12/03/10	PCB
P38864-40	BJ	-	SEE SHEETS 1, 6 AND 12	JEW	02/09/11	PCB
P41894-01	BK	-	SEE SHEET 6	S3B	03/08/11	ABS
P41894-05	BL	-	SEE SHEET 6	S3B	04/15/11	LYP
P41953-01	BM	-	SEE SHEET 6	S3B	06/18/11	ABS
P42723-01	BN	-	SEE SHEETS 6 AND 12	JEW	07/15/11	PCB
P43214-27	BP	--	SEE SHEETS 6,12 AND 13	MDP	12/21/11	EPR
P44223-01	BR	-	SEE SHEET 6.	HAE	03/07/12	MLC
P41933-16	BS	-	SEE SHEETS 6, 12 AND 13	S7B	04/12/12	EAB
P45000-80	BT	-	SEE SHEET 3	RED	10/19/12	EAB
P49029-01	BU	-	SEE SHEET 6	J3H	04/07/14	EAB
P51265-01	BV		SEE SHEET 6	J3H	05/22/15	CPJ
PDNY01-96	BW		SEE SHEET 1	K6O	09/027/23	EWR

EATON PART NUMBER	U (UPPER) L (LOWER) PALM GUARD	CIRCUIT DETAILS	UPPER LIGHT COLOR	UPPER LIGHT CONTROL	UPPER LEGEND COLOR	UPPER LEGEND CENTER LEGEND (UNLIT/WHITE) LOWER LEGEND	LOWER LEGEND COLOR	LOWER LIGHT COLOR	LOWER LIGHT CONTROL	CONTACT MATERIAL	U (UPPER) M(MIDDLE) L (LOWER) POSITIONS	SWITCHING	ROCKER SWITCH	PADDLE SWITCH
8961K2699	NONE NONE	A1	NONE	NONE	NONE	ENGINE START	WHITE	LIME GREEN	PANEL LAMPS	2	ON(MOM) OFF NONE	SPST	1	
8961K2654	NONE NONE	A1X	NONE	NONE	NONE	SHDN OVRD	WHITE	LIME GREEN	PANEL LAMPS	1	ON(MOM) OFF NONE	SPST	1	
8961K2635	NONE NONE	A1	NONE	NONE	WHITE	ENG HEAT	WHITE	LIME GREEN	PANEL LAMPS	1	ON NONE OFF	SPST	1	
8961K2575	NONE NONE	B7	LIME GREEN	PANEL LAMPS	WHITE		WHITE	AMBER	DEP	1	ON(MOM) OFF ON	DPDT	1	
8961K2574	NONE NONE	C7	AMBER	PANEL LAMPS	WHITE		NONE	NONE	NONE	1	ON(MOM) NONE OFF	SPST	1	
8961K2517	NONE NONE	A1	NONE	NONE	NONE		WHITE	LIME GREEN	PANEL LAMPS	1	ON NONE OFF	SPST	1 8	
8961K2400	NONE NONE	E12	NONE	NONE	NONE		WHITE	LIME GREEN	PANEL LAMPS	1	ON(MOM) NONE LOCK OFF	DPST	1	
8961K2233	NONE NONE	C2	RED	DEP	DEAD FRONT WHITE	LOCKED INTER AXLE	WHITE	LIME GREEN	PANEL LAMPS	1	ON OFF NONE	DPST	1	
8961L2180	NONE NONE	E11	NONE	NONE	NONE		NONE	NONE	NONE	NONE	NONE NONE NONE	NONE		
8961K2159	NONE NONE	A9	AMBER	12V+/ GND	WHITE	AUX HEAT	WHITE	LIME GREEN	PANEL LAMPS	2	ON OFF NONE	SPST	1	
8961K2146	NONE NONE	A1	NONE	NONE	DEAD FRONT		WHITE	LIME GREEN	12V+/ GND	2	ON(MOM) NONE OFF	SPST	1	
8961K2105	NONE NONE	A9	AMBER	DEP	DEAD FRONT	ENG AIR	WHITE	LIME GREEN	PANEL LAMPS	2	ON OFF NONE	SPST	1	
8961K2006	NONE NONE	E10	LIME GREEN	PANEL LAMPS	WHITE	TAG DUMP AUTO OFF	WHITE	LIME GREEN	PANEL LAMPS	1	ON(MOM) ON OFF	DPDT	1	1
8961K2013	NONE NONE	E9	RED	DEP	WHITE	LO N-TRL HIGH RANGE	WHITE	LIME GREEN	PANEL LAMPS	1	ON ON ON	DPDT	1	
8961K2012	NONE NONE	C2	RED	DEP	WHITE	LO RANGE HIGH RANGE	WHITE	LIME GREEN	PANEL LAMPS	1	ON OFF NONE	DPST	1	
8961K2011	NONE NONE	C2	RED	DEP	DEAD FRONT WHITE	LOCKED DIFF LOCK	WHITE	LIME GREEN	PANEL LAMPS	1	ON OFF NONE	DPST	1	
8961K2010	NONE NONE	D3X	RED	DEP	DEAD FRONT WHITE	LOCKED AWD	WHITE	LIME GREEN	PANEL LAMPS	1	ON ON NONE	DPST	1	
8961K1887	NONE NONE	E8	AMBER	DEP	DEAD FRONT	HI LO ENG BRK	WHITE	LIME GREEN	PANEL LAMPS	4	ON OFF ON	DPDT	1	1
8961K1884	NONE NONE	F1	NONE	NONE	NONE		NONE	NONE	NONE	2	ON OFF ON	DPDT	1	
8961K1885	NONE NONE	C2	AMBER	DEP	DEAD FRONT	WORK LAMP	WHITE	LIME GREEN	PANEL LAMPS	3	ON OFF NONE	DPST	1	
8961K1881	NONE YES	D4*	LIME GREEN	PANEL LAMPS	WHITE	START OFF	WHITE	LIME GREEN	PANEL LAMPS	3	ON(MOM) OFF ON(MOM)	DPDT	1	
8961K1757	NONE NONE	A2	RED	DEP	WHITE	AUX HEAT	WHITE	LIME GREEN	PANEL LAMPS	2	ON OFF NONE	SPST	1	
8961K1746	NONE NONE	E7	NONE	NONE	NONE	MAX▲ MIN▼	WHITE	LIME GREEN	PANEL LAMPS	1	ON ON ON	DPST	1	
8961K1745	NONE NONE	E6	NONE	NONE	NONE	EXH BRK	WHITE	LIME GREEN	PANEL LAMPS	1	ON NONE OFF	DPST	1	
8961K1743	NONE NONE	A2	AMBER	DEP	DEAD FRONT	AXLE SHIFT	WHITE	LIME GREEN	PANEL LAMPS	2	ON ON NONE	SPST	1	
8961K1742	NONE NONE	D3X	RED	DEP	DEAD FRONT WHITE	LOCKED FRONT AXLE	WHITE	LIME GREEN	PANEL LAMPS	2	ON ON NONE	DPST	1	
8961K1741	NONE NONE	D3X	RED	DEP	DEAD FRONT	LO RANGE	WHITE	LIME GREEN	PANEL LAMPS	2	ON ON NONE	DPST	1	
8961K1740	NONE NONE	A2	RED	DEP	DEAD FRONT	AXLE LIFT3	WHITE	LIME GREEN	PANEL LAMPS	2	ON OFF NONE	SPST	1	
8961K1739	NONE NONE	A2	RED	DEP	DEAD FRONT	AXLE LIFT2	WHITE	LIME GREEN	PANEL LAMPS	2	ON OFF NONE	SPST	1	
8961K1738	NONE NONE	A2	RED	DEP	DEAD FRONT	AXLE LIFT1	WHITE	LIME GREEN	PANEL LAMPS	2	ON OFF NONE	SPST	1	
8961K1752	NONE NONE	C3	AMBER	DEP	DEAD FRONT	EXHST BRK	WHITE	LIME GREEN	PANEL LAMPS	4	ON OFF NONE	DPST	1	
QUANTITY														

ITEM NUMBER	DESCRIPTION	QUANTITY
A06-30769-149	SW-RKR, ENG START	
A06-30769-148	SW-RKR, SHUTDOWN OVERRIDE	
A06-30769-147	SW-RKR, ENGINE, WARM-UP	
A06-30769-146	SW-RKR, DPF, MAN REGEN&INHIB	
A06-30769-145	SW-RKR, DPF, MAN, REGEN	
A06-30769-144	SW-HAZARD WARNING	
A06-30769-143	SW-DPF REGENERATION	
A06-30769-142	SW-RCKR, INTER AXLE	
A06-30769-141	SW-BLANK, MARKER CIRCUIT	
A06-30769-140	SW-RCKR, AUX HEAT, ENGINE	
A06-30769-139	SW-RCKR, BAT DISC, SPW, X	
A06-30769-138	SW-PDL, ENGINE AIR	
A06-30769-137	SW-PDL, TAG DUMP, ON-OFF	
A06-30769-136	SW-RCKR, H-N-L RANGE	
A06-30769-135	SW-RCKR, HI-LO RANGE	
A06-30769-134	SW-RCKR, DIFF LOCK	
A06-30769-133	SW-RCKR, AWD	
A06-30769-132	SW-PDL, ENG BRAKE HI-LO	
A06-30769-131	SW-RCKR, "BLANK"	
A06-30769-130	SW-RCKR, WORK LIGHT	
A06-30769-129	SW-RCKR, OFF/START, ENGINE	
A06-30769-128	SW-RCKR, AUX HEAT, ENGINE	
A06-30769-127	SW-RCKR, MIN-MAX	
A06-30769-126	SW-RCKR, EXHAUST BRAKE	
A06-30769-125	SW-RCKR, AXLE SHIFT	
A06-30769-124	SW-RCKR, FRONT AXLE ENGAGE	
A06-30769-123	SW-RCKR, LO RANGE	
A06-30769-122	SW-RCKR, AXLE LIFT 3	
A06-30769-121	SW-RCKR, AXLE LIFT 2	
A06-30769-120	SW-RCKR, AXLE LIFT 1	
A06-30769-119	SW-RCKR, EXHAUST BRAKE	

DAIMLER Daimler Trucks North America

THE INFORMATION CONTAINED HEREIN IS CONFIDENTIAL AND PROPRIETARY TO DAIMLER TRUCKS NORTH AMERICA LLC (DTNA) AND SHALL NOT BE COPIED, REPRODUCED, DISCLOSED, PUBLISHED, OR USED FOR ANY PURPOSE WITHOUT THE EXPRESS WRITTEN PERMISSION OF DTNA

MATERIAL APPROVAL N/A DATE N/A
DRAWN BY B.HASLER DATE 09/09/10
CHECKED BY G.HOILAND DATE 09/09/10
RESPONSIBLE ENGINEER A.SOBIESKI DATE 09/09/10
APPROVED BY P.BRANDT DATE 09/09/10

UNLESS OTHERWISE NOTED, DIMENSIONS AND TOLERANCES ARE DEFINED ACCORDING TO ASME STANDARD Y14.5M-1994, WITH EXCEPTIONS PER DTNA 09ENG-W1037.

THIRD ANGLE PROJECTION

UNITS OF MEASURE MM

DESCRIPTION SW-PDL, RCKR

SUPPLEMENTARY DESCRIPTION 06410-LED ILLUMINATION

ITEM/DRAWING NUMBER A06-30769

REV LETTER BW

SHEET NUMBER 5 OF 13

CATIA V5 1 D-SIZE

RELEASE NUMBER	REV LTR	ZONE	REVISION DESCRIPTION	BY	DATE	APPD
P41894-05	BL	5B	"ON(M)" WAS "ON"	S3B	04/15/11	LYP
P41953-01	BM	5D	ADDED -162 AND -163	S3B	06/18/11	ABS
P42723-01	BN	5D	ADDED A06-30769-164	JEW	07/15/11	PCB
P43214-27	BP	D5	ADDED -165,-166,-167,-168	MDP	12/21/11	EPR
P44223-01	BR	6D	ADDED A06-30769-169.	HAE	03/07/12	MLC
P41933-16	BS	6B	1: 'DPDT' WAS 'DPST'	S7B	04/12/12	EAB
		6B	2: 'SPDT' WAS 'DPST'			
		6D	3: ADDED -170			
		-	SEE SHEETS 12 AND 13			
P45000-80	BT	-	SEE SHEET 3	RED	10/19/12	EAB
P49029-01	BU	5A/7A	1:ADDED A06-30769-172	J3H	04/07/14	EAB
			AND A06-30769-171.			
		5B/6B	2:LIME GREEN WAS GREEN.			
		7B	3:ADD -173 & -174			
P51265-01	BV	7B	ADD -175	J3H	05/22/15	CPJ
PDNY01-96	BW		SEE SHEET 1	K6O	09/027/23	EWR

BV	BU3	BU1	BU1	BS3	BS3	BR	BP	BP	BP	BP	BN	BM	BU2	BU2	BU2	BL	11								
8961K4787	8961K4711	8961K4710	8961K4659	8961K4658	8961K4333	8961K4332	8961K4320	8961K4314	8961K4313	8961K4312	8961K4087	8961K4051	8961K4050	8961K4031	8961K4015	8961K3097	8961K3090	8961K3082	8961K3081	8961K3080	8961K3079	8961K2774	8961K2775	8961K2778	8961K2713	EATON PART NUMBER
NONE NONE	NONE NONE	NONE NONE	NONE NONE	NONE NONE	NONE NONE	NONE NONE	NONE NONE	NONE NONE	NONE NONE	NONE NONE	NONE NONE	NONE NONE	NONE NONE	NONE NONE	NONE YES	NONE NONE	NONE NONE	YES NONE	NONE NONE	NONE NONE	NONE NONE	NONE NONE	NONE NONE	NONE NONE	NONE NONE	U (UPPER) L (LOWER) PALM GUARD
A11	E3Y	E3X	A10	B4	B4	D4X	F6	F5	F5	F4	F3	C2	D3X	C2	F2	A10	A2	A2	B4	A2	A2	B4	B4	E4	A13	CIRCUIT DETAILS
NONE	AMBER	AMBER	LIME GREEN	LIME GREEN	LIME GREEN	LIME GREEN	AMBER	AMBER	AMBER	AMBER	NONE	RED	RED	AMBER	LIME GREEN	LIME GREEN	AMBER	AMBER	LIME GREEN	AMBER	AMBER	LIME GREEN	LIME GREEN	LIME GREEN	AMBER	UPPER LIGHT COLOR
NONE	DEP	12V+	PANEL LAMPS	PANEL LAMPS	PANEL LAMPS	PANEL LAMPS	PANEL LAMPS	12V+	12V+	12V+	NONE	DEP	DEP	DEP	PANEL LAMPS	PANEL LAMPS	12V+	12V+	PANEL LAMPS	12V+	12V+	PANEL LAMPS	PANEL LAMPS	PANEL LAMPS	12V+/ GND	UPPER LIGHT CONTROL
WHITE	DEAD FRONT	DEAD FRONT	WHITE	WHITE	WHITE	WHITE	WHITE	WHITE	WHITE	WHITE	WHITE	WHITE	WHITE	WHITE	WHITE	WHITE	WHITE	DEAD FRONT	WHITE	WHITE	WHITE	WHITE	WHITE	WHITE	DEAD FRONT	UPPER LEGEND COLOR
- - -	HI LO ENG BRK	HI LO ENG BRK	LOAD XFER		MENU BACK			H L	H L	HEATER	SLPR MUTE	LOCKED DIFF LOCK	LOCKED AWD	OFF ROAD ABS	EMER SHDN	HSA OVRD	PLOW-2 LAMP	T.GATE LATCH	HIGH STROBE LOW	CAB STRB	WIPER HEAT	MY INFO	+ INFO −	HI LO ENG BRK	-	UPPER LEGEND CENTER LEGEND (UNLIT/WHITE) LOWER LEGEND
WHITE	WHITE	WHITE	WHITE	WHITE	WHITE	WHITE	NONE	WHITE	WHITE	WHITE	WHITE	WHITE	WHITE	WHITE	WHITE	WHITE	WHITE	WHITE	WHITE	WHITE	WHITE	WHITE	WHITE	WHITE	NONE	LOWER LEGEND COLOR
NONE	LIME GREEN	LIME GREEN	LIME GREEN	LIME GREEN	LIME GREEN	LIME GREEN	NONE	AMBER	AMBER	LIME GREEN	NONE	LIME GREEN	LIME GREEN	LIME GREEN	RED	LIME GREEN	LIME GREEN	LIME GREEN	LIME GREEN	LIME GREEN	LIME GREEN	LIME GREEN	LIME GREEN	LIME GREEN	NONE	LOWER LIGHT COLOR
NONE	PANEL LAMPS	PANEL LAMPS	PANEL LAMPS	PANEL LAMP	PANEL LAMPS	PANEL LAMP	NONE	12V+	12V+	PANEL LAMPS	NONE	PANEL LAMP	PANEL LAMP	PANEL LAMP	12V	PANEL LAMPS	PANEL LAMPS	PANEL LAMPS	PANEL LAMPS	PANEL LAMPS	PANEL LAMPS	PANEL LAMPS	PANEL LAMPS	PANEL LAMPS	NONE	LOWER LIGHT CONTROL
1	4	4	2	2	2	3	2	2	2	2	3	2	2	2	2	2	2	2	2	2	2	2	2	2	2	CONTACT MATERIAL
ON(MOM) ON NONE	ON OFF ON	HI OFF LO	ON (M) NONE OFF	ON (M) OFF ON (M)	ON(MOM) OFF ON(MOM)	ON(MOM) OFF ON(MOM)	ON ON OFF	ON OFF ON	ON OFF ON	ON(MOM) OFF ON(MOM)	ON NONE OFF	ON ON NONE	ON ON NONE	ON(M) OFF NONE	OFF NONE ON	ON(MOM) NONE OFF	ON NONE OFF	ON NONE OFF	ON OFF ON	ON NONE OFF	ON NONE OFF	ON(MOM) OFF ON(MOM)	ON(MOM) OFF ON(MOM)	ON ON ON	ON(MOM) OFF ON(MOM)	U (UPPER) M(MIDDLE) L (LOWER) POSITIONS
SPDT	DPDT	DPDT	SPST	SPDT	SPDT	DPDT	DPDT	SPDT	SPDT	SPDT	DPST	DPST	DPST	DPST	DPDT	SPST	SPST	SPST	SPDT	SPST	SPST	SPDT	SPDT	DPDT	SPDT	SWITCHING
1			1	1	1	1	1	1	1	1	1	1	1	1	1	1	1	1	1	1	1	1	1		1	ROCKER SWITCH
	1	1																						1		PADDLE SWITCH
QUANTITY	QUANTITY	QUANTITY	QUANTITY	QUANTITY	QUANTITY	QUANTITY	QUANTITY	QUANTITY	QUANTITY	QUANTITY	QUANTITY	QUANTITY	QUANTITY	QUANTITY	QUANTITY	QUANTITY	QUANTITY	QUANTITY	QUANTITY	QUANTITY	QUANTITY	QUANTITY	QUANTITY	QUANTITY	QUANTITY	
ITEM NUMBER A06-30769-175	ITEM NUMBER A06-30769-174	ITEM NUMBER A06-30769-173	ITEM NUMBER A06-30769-172	ITEM NUMBER A06-30769-171	ITEM NUMBER A06-30769-170	ITEM NUMBER A06-30769-169	ITEM NUMBER A06-30769-168	ITEM NUMBER A06-30769-167	ITEM NUMBER A06-30769-166	ITEM NUMBER A06-30769-165	ITEM NUMBER A06-30769-164	ITEM NUMBER A06-30769-163	ITEM NUMBER A06-30769-162	ITEM NUMBER A06-30769-161	ITEM NUMBER A06-30769-160	ITEM NUMBER A06-30769-159	ITEM NUMBER A06-30769-158	ITEM NUMBER A06-30769-157	ITEM NUMBER A06-30769-156	ITEM NUMBER A06-30769-155	ITEM NUMBER A06-30769-154	ITEM NUMBER A06-30769-153	ITEM NUMBER A06-30769-152	ITEM NUMBER A06-30769-151	ITEM NUMBER A06-30769-150	
DESCRIPTION SW-RCKR,PTO RPM CTRL	DESCRIPTION SW-PDL,ENG BRK,ON/OFF	DESCRIPTION SW-PDL,ENG RTRDR,LO/OFF/HI	DESCRIPTION SW-RCKR,LOAD XFER	DESCRIPTION SW-RCKR,SUSP HGT	DESCRIPTION SW-RCKR,ICU4ME,MENU SELECT	DESCRIPTION SW-RCKR,DS,PWR WDW	DESCRIPTION SW-RCKR,MSTR LIGHTING	DESCRIPTION SW-RCKR,CAB FAN	DESCRIPTION SW-RCKR,HEATED SEATS	DESCRIPTION SW-RCKR,CABIN HEATER	DESCRIPTION SW-RCKR,SLPR MUTE	DESCRIPTION SW-RCKR,DIFF LOCK	DESCRIPTION SW-RCKR,AWD	DESCRIPTION SW-RCKR,OFF ROAD ABS	DESCRIPTION SW-RCKR,GUARDED,EMER SHDN	DESCRIPTION SW-RCKR,HSA OVERRIDE	DESCRIPTION SW-RCKR,PLOW2 LAMP	DESCRIPTION SW-RCKR,GUARDED,T GATE LATCH	DESCRIPTION SW-RCKR,STROBE LOW/HIGH	DESCRIPTION SW-PDL,CAB STROBE	DESCRIPTION SW-RCKR,WIPER HEAT	DESCRIPTION SW-RCKR,ICU4M,MY INFO	DESCRIPTION SW-RCKR,ICU4M,MENU,INFO	DESCRIPTION SW-PDL,ENG BRK,LO/MED/HI	DESCRIPTION SW-RCKR,"BLANK"	

DAIMLER — Daimler Trucks North America

THE INFORMATION CONTAINED HEREIN IS CONFIDENTIAL AND PROPRIETARY TO DAIMLER TRUCKS NORTH AMERICA LLC (DTNA) AND SHALL NOT BE COPIED, REPRODUCED, DISCLOSED, PUBLISHED, OR USED FOR ANY PURPOSE WITHOUT THE EXPRESS WRITTEN PERMISSION OF DTNA

MATERIAL APPROVAL N/A	DATE N/A	UNLESS OTHERWISE NOTED, DIMENSIONS AND TOLERANCES ARE DEFINED ACCORDING TO ASME STANDARD Y14.5M-1994, WITH EXCEPTIONS PER DTNA 09ENG-W1037.
DRAWN BY B.HASLER	DATE 09/08/10	
CHECKED BY G.HOILAND	DATE 09/09/10	
RESPONSIBLE ENGINEER A.SOBIESKI	DATE 09/09/10	THIRD ANGLE PROJECTION
APPROVED BY P.BRANDT	DATE 09/09/10	UNITS OF MEASURE MM

DESCRIPTION: SW-PDL,RCKR

SUPPLEMENTARY DESCRIPTION: 06410-LED ILLUMINATION

ITEM-DRAWING NUMBER	REV LETTER	SHEET NUMBER
A06-30769	BW	6 OF 13

RELEASE NUMBER	REV LTR	ZONE	REVISION DESCRIPTION	BY	DATE	APPD
P40632-01	BF	-	REVISED AND REMASTERED IN	BXH	09/09/10	PCB
			CATIA V5			
P40632-03	BG	-	SEE SHEET 6	BXH	10/05/10	PCB
P41217-01	BH	-	SEE SHEET 6	BXH	12/03/10	PCB
P38864-40	BJ	-	SEE SHEETS 1, 6 AND 12	JEW	02/09/11	PCB
P41894-01	BK	-	SEE SHEET 6	S3B	03/08/11	ABS
P41894-05	BL	-	SEE SHEET 6	S3B	04/15/11	LYP
P41953-01	BM	-	SEE SHEET 6	S3B	06/18/11	ABS
P42723-01	BN	-	SEE SHEETS 6 AND 12	JEW	07/15/11	PCB
P43214-27	BP	--	SEE SHEETS 6,12 AND 13	MDP	12/21/11	EPR
P44223-01	BR	-	SEE SHEET 6.	HAE	03/07/12	MLC
P41933-16	BS	-	SEE SHEETS 6, 12 AND 13	S7B	04/12/12	EAB
P45000-80	BT	-	SEE SHEET 3	RED	10/19/12	EAB
P49029-01	BU	-	SEE SHEET 6	J3H	04/07/14	EAB
P51265-01	BV		SEE SHEET 6	J3H	05/22/15	CPJ
PDNY01-96	BW		SEE SHEET 1	K6O	09/027/23	EWR

CIRCUIT 'A0'

CIRCUIT 'A2'

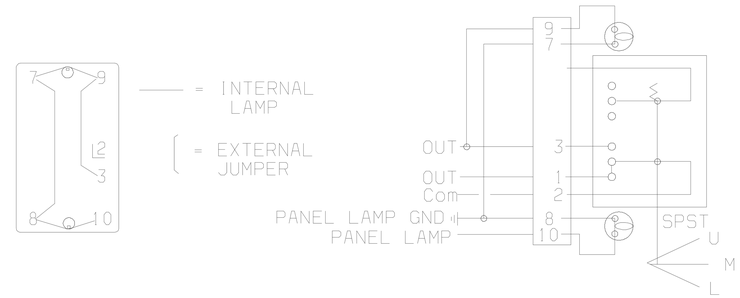

CIRCUIT 'A0X'

CIRCUIT 'A3'

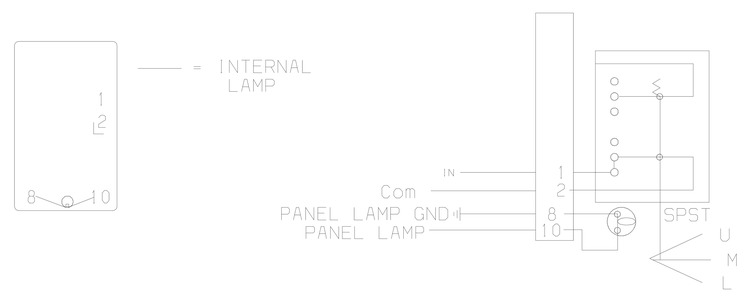

CIRCUIT 'A1'

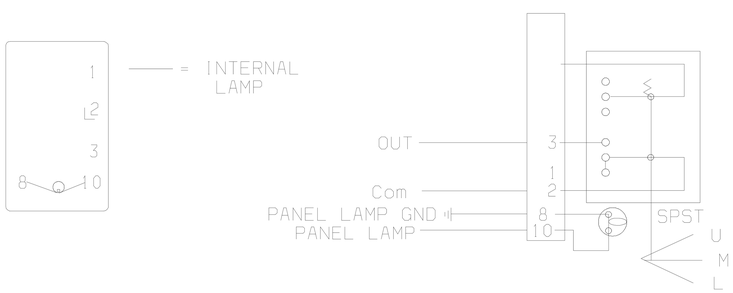

CIRCUIT 'A4X'

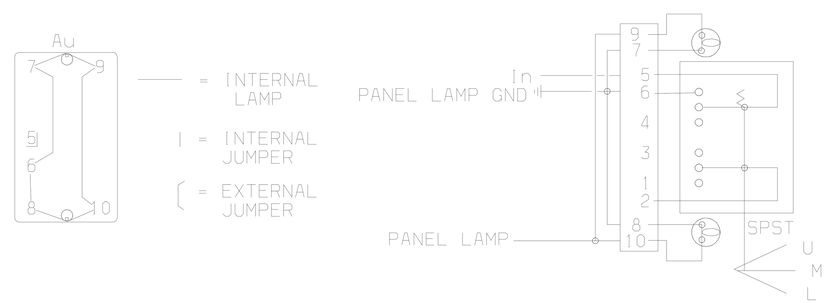

CIRCUIT 'A1X'

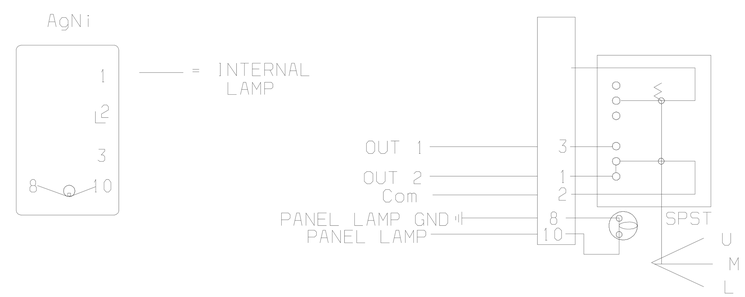

CIRCUIT 'A5'

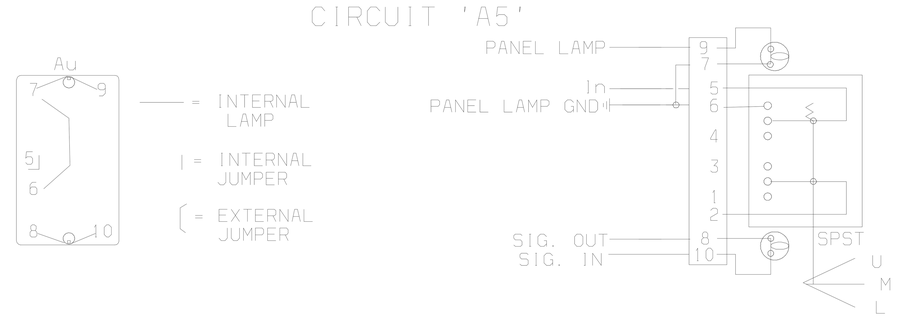

DAIMLER | Daimler Trucks North America

THE INFORMATION CONTAINED HEREIN IS CONFIDENTIAL AND PROPRIETARY TO DAIMLER TRUCKS NORTH AMERICA LLC (DTNA) AND SHALL NOT BE COPIED, REPRODUCED, DISCLOSED, PUBLISHED, OR USED FOR ANY PURPOSE WITHOUT THE EXPRESS WRITTEN PERMISSION OF DTNA

MATERIAL APPROVAL N/A	DATE N/A	UNLESS OTHERWISE NOTED, DIMENSIONS AND TOLERANCES ARE DEFINED ACCORDING TO ASME STANDARD Y14.5M-1994, WITH EXCEPTIONS PER DTNA 09ENG-W1037.
DRAWN BY B. HASLER	DATE 09/09/10	
CHECKED BY G. HOILAND	DATE 09/09/10	
RESPONSIBLE ENGINEER A. SOBIESKI	DATE 09/09/10	THIRD ANGLE PROJECTION
APPROVED BY P. BRANDT	DATE 09/09/10	UNITS OF MEASURE MM

DESCRIPTION: SW-PDL, RCKR

SUPPLEMENTARY DESCRIPTION: 06410-LED ILLUMINATION

ITEM/DRAWING NUMBER	REV LETTER	SHEET NUMBER
A06-30769	BW	7 OF 13

CATIA V5 1 D-SIZE

RELEASE NUMBER	REV LTR	ZONE	REVISION DESCRIPTION	BY	DATE	APPD
P40632-01	BF	-	REVISED AND REMASTERED IN	BXH	09/09/10	PCB
			CATIA V5			
P40632-03	BG	-	SEE SHEET 6	BXH	10/05/10	PCB
P41217-01	BH	-	SEE SHEET 6	BXH	12/03/10	PCB
P38864-40	BJ	-	SEE SHEETS 1, 6 AND 12	JEW	02/09/11	PCB
P41894-01	BK	-	SEE SHEET 6	S3B	03/08/11	ABG
P41894-05	BL	-	SEE SHEET 6	S3B	04/15/11	LYP
P41953-01	BM	-	SEE SHEET 6	S3B	06/18/11	ABG
P42723-01	BN	-	SEE SHEETS 6 AND 12	JEW	07/15/11	PCB
P43214-27	BP	--	SEE SHEETS 6,12 AND 13	MDP	12/21/11	EPR
P44223-01	BR	-	SEE SHEET 6.	HAE	03/07/12	MLC
P41933-16	BS	-	SEE SHEETS 6, 12 AND 13	S7B	04/12/12	EAB
P45000-80	BT	-	SEE SHEET 3	RED	10/19/12	EAB
P49029-01	BU	-	SEE SHEET 6	J3H	04/07/14	EAB
P51265-01	BV		SEE SHEET 6	J3H	05/22/15	CPJ
PDNY01-96	BW		SEE SHEET 1	K6O	09/027/23	EWR

CIRCUIT 'A6'

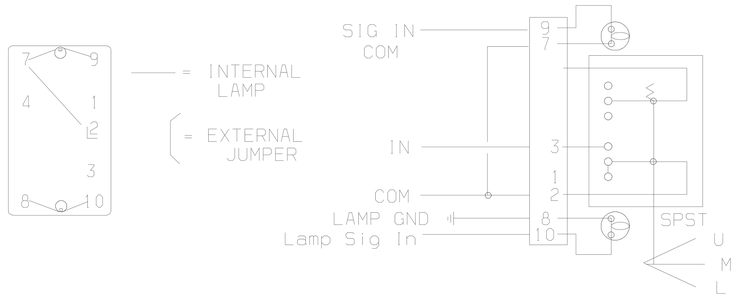

CIRCUIT 'A10'

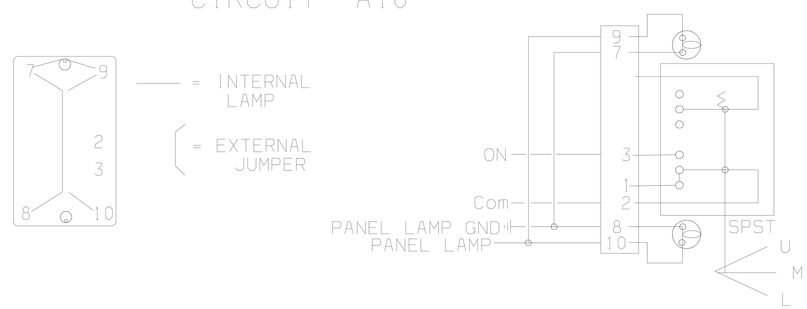

CIRCUIT 'A7'

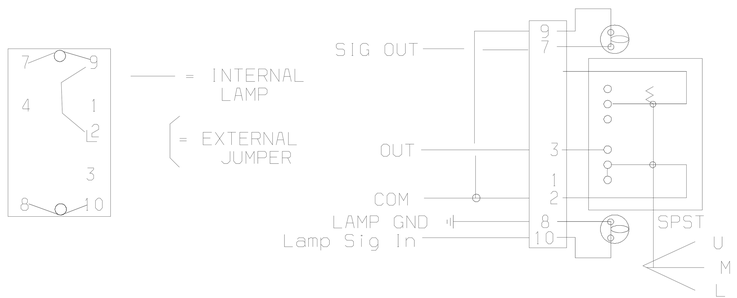

CIRCUIT 'A11'

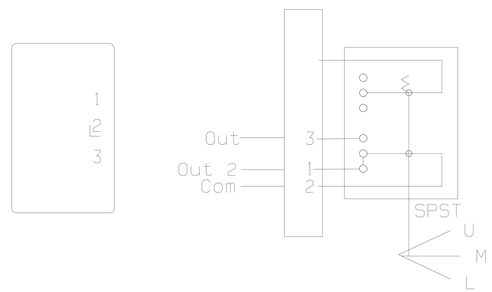

CIRCUIT 'A8'

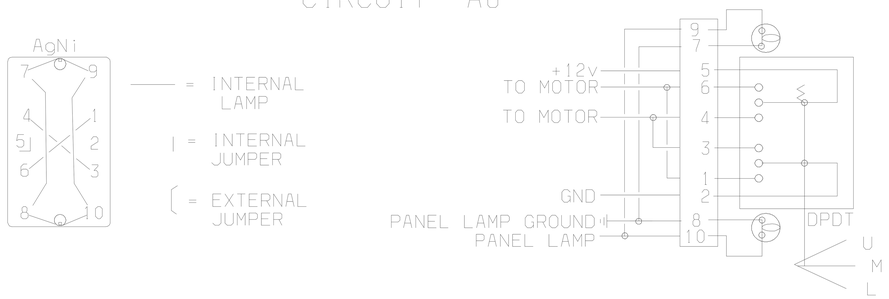

CIRCUIT A13

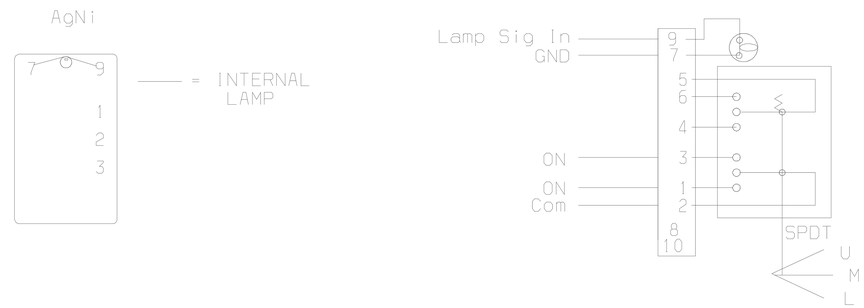

CIRCUIT 'A9'

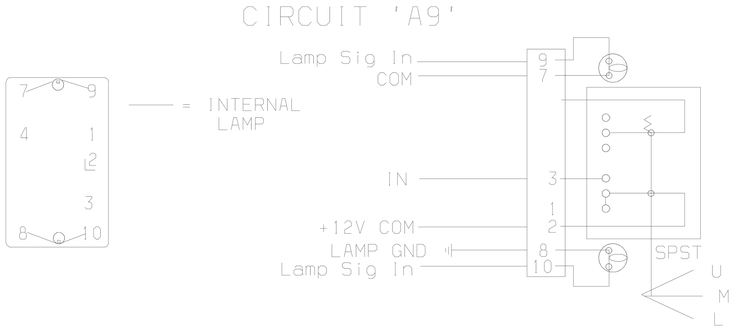

CIRCUIT 'B4'

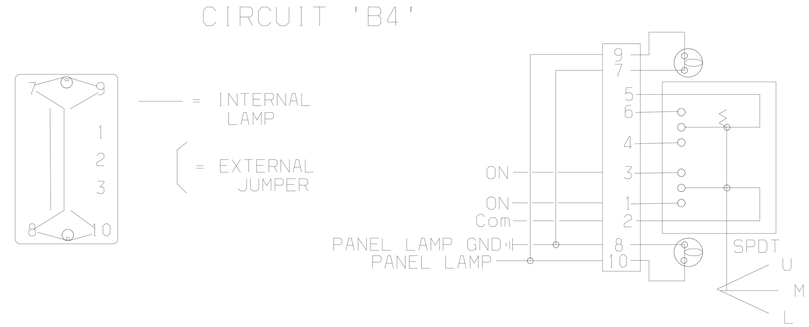

DAIMLER | Daimler Trucks North America

THE INFORMATION CONTAINED HEREIN IS CONFIDENTIAL AND PROPRIETARY TO DAIMLER TRUCKS NORTH AMERICA LLC (DTNA) AND SHALL NOT BE COPIED, REPRODUCED, DISCLOSED, PUBLISHED, OR USED FOR ANY PURPOSE WITHOUT THE EXPRESS WRITTEN PERMISSION OF DTNA

MATERIAL APPROVAL N/A	DATE N/A	UNLESS OTHERWISE NOTED, DIMENSIONS AND TOLERANCES ARE DEFINED ACCORDING TO ASME STANDARD Y14.5M-1994, WITH EXCEPTIONS PER DTNA 09ENG-W1037.
DRAWN BY B.HASLER	DATE 09/09/10	
CHECKED BY G.HOILAND	DATE 09/09/10	
RESPONSIBLE ENGINEER A.SOBIESKI	DATE 09/09/10	THIRD ANGLE PROJECTION
APPROVED BY P.BRANDT	DATE 09/09/10	UNITS OF MEASURE MM

DESCRIPTION: SW-PDL, RCKR

SUPPLEMENTARY DESCRIPTION: 06410-LED ILLUMINATION

ITEM/DRAWING NUMBER	REV LETTER	SHEET NUMBER
A06-30769	BW	8 OF 13

CATIA V5 1 D-SIZE

RELEASE NUMBER	REV LTR	ZONE	REVISION DESCRIPTION	BY	DATE	APPD
P40632-01	BF	-	REVISED AND REMASTERED IN	BXH	09/09/10	PCB
			CATIA V5			
P40632-03	BG	-	SEE SHEET 6	BXH	10/05/10	PCB
P41217-01	BH	-	SEE SHEET 6	BXH	12/03/10	PCB
P38864-40	BJ	-	SEE SHEETS 1, 6 AND 12	JEW	02/09/11	PCB
P41894-01	BK	-	SEE SHEET 6	S3B	03/08/11	ABS
P41894-05	BL	-	SEE SHEET 6	S3B	04/15/11	LYP
P41953-01	BM	-	SEE SHEET 6	S3B	06/18/11	ABS
P42723-01	BN	-	SEE SHEETS 6 AND 12	JEW	07/15/11	PCB
P43214-27	BP	--	SEE SHEETS 6,12 AND 13	MDP	12/21/11	EPR
P44223-01	BR	-	SEE SHEET 6.	HAE	03/07/12	MLC
P41933-16	BS	-	SEE SHEETS 6, 12 AND 13	S7B	04/12/12	EAB
P45000-80	BT	-	SEE SHEET 3	RED	10/19/12	EAB
P49029-01	BU	-	SEE SHEET 6	J3H	04/07/14	EAB
P51265-01	BV		SEE SHEET 6	J3H	05/22/15	CPJ
PDNY01-96	BW		SEE SHEET 1	K6O	09/027/23	EWR

CIRCUIT 'B4X'

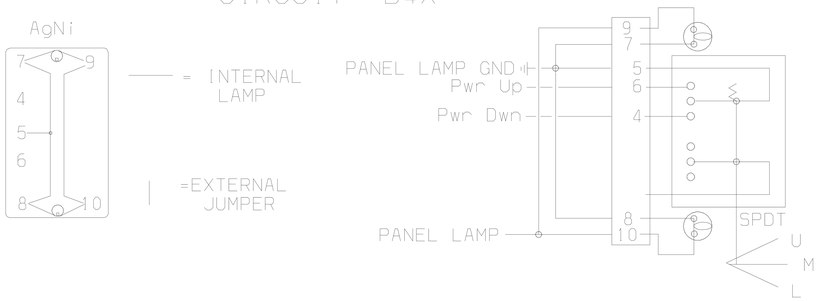

CIRCUIT 'C1X'

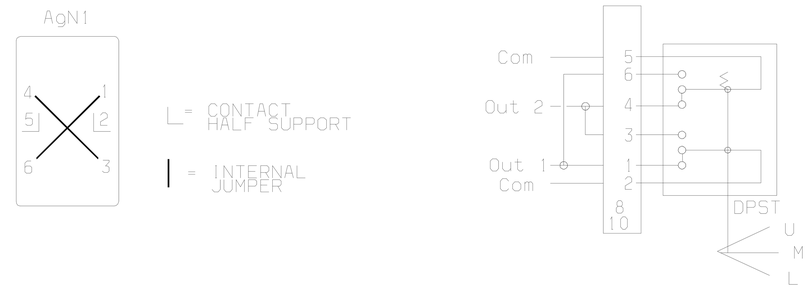

CIRCUIT 'B5'

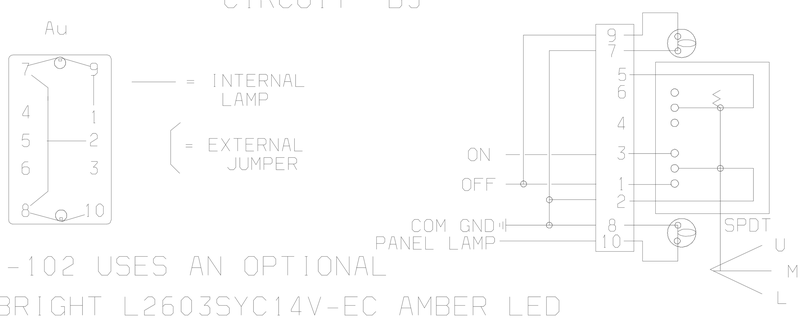

-095, -102 USES AN OPTIONAL
KINGBRIGHT L2603SYC14V-EC AMBER LED

CIRCUIT 'C2'

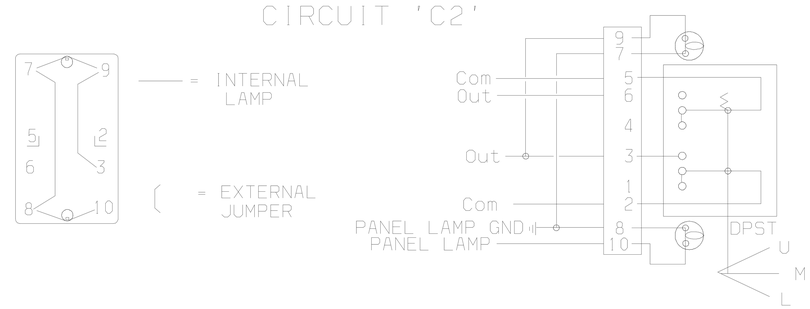

CIRCUIT B7

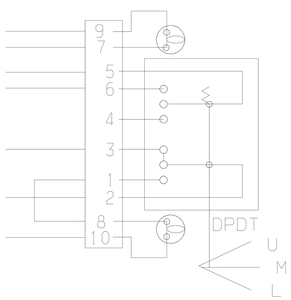

CIRCUIT 'C3'

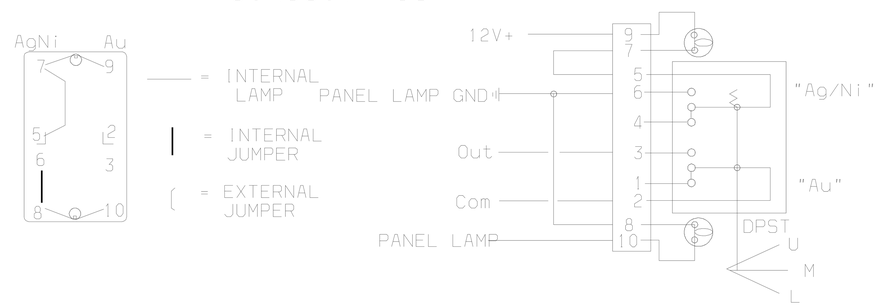

CIRCUIT 'C1'

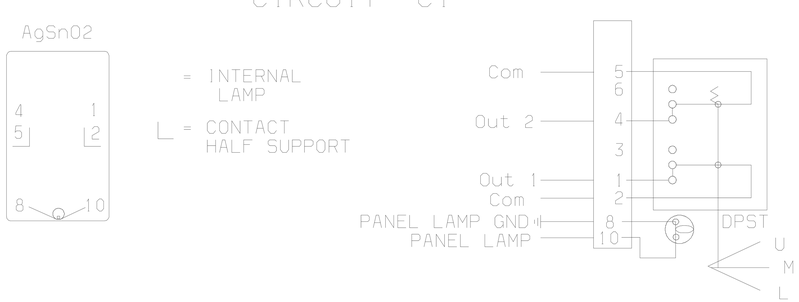

CIRCUIT 'C3X'

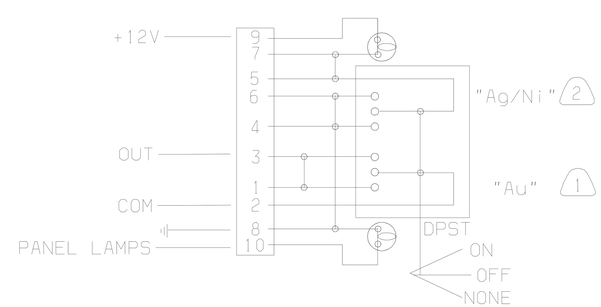

DAIMLER Daimler Trucks North America

THE INFORMATION CONTAINED HEREIN IS CONFIDENTIAL AND PROPRIETARY TO DAIMLER TRUCKS NORTH AMERICA LLC (DTNA) AND SHALL NOT BE COPIED, REPRODUCED, DISCLOSED, PUBLISHED, OR USED FOR ANY PURPOSE WITHOUT THE EXPRESS WRITTEN PERMISSION OF DTNA

MATERIAL APPROVAL N/A	DATE N/A	UNLESS OTHERWISE NOTED, DIMENSIONS AND TOLERANCES ARE DEFINED ACCORDING TO ASME STANDARD Y14.5M-1994, WITH EXCEPTIONS PER DTNA 09ENG-W1037.
DRAWN BY B. HASLER	DATE 09/09/10	
CHECKED BY G. HOILAND	DATE 09/09/10	
RESPONSIBLE ENGINEER A. SOBIESKI	DATE 09/09/10	THIRD ANGLE PROJECTION
APPROVED BY P. BRANDT	DATE 09/09/10	UNITS OF MEASURE MM

DESCRIPTION: SW-PDL, RCKR

SUPPLEMENTARY DESCRIPTION: 06410-LED ILLUMINATION

ITEM/DRAWING NUMBER	REV LETTER	SHEET NUMBER
A06-30769	BW	9 OF 13

CATIA V5 1 D-SIZE

RELEASE NUMBER	REV LTR	ZONE	REVISION DESCRIPTION	BY	DATE	APPD
P40632-01	BF	-	REVISED AND REMASTERED IN	BXH	09/09/10	PCB
			CATIA V5			
P40632-03	BG	-	SEE SHEET 6	BXH	10/05/10	PCB
P41217-01	BH	-	SEE SHEET 6	BXH	12/03/10	PCB
P38864-40	BJ	-	SEE SHEETS 1, 6 AND 12	JEW	02/09/11	PCB
P41894-01	BK	-	SEE SHEET 6	S3B	03/08/11	ABG
P41894-05	BL	-	SEE SHEET 6	S3B	04/15/11	LYP
P41953-01	BM	-	SEE SHEET 6	S3B	06/18/11	ABG
P42723-01	BN	-	SEE SHEETS 6 AND 12	JEW	07/15/11	PCB
P43214-27	BP	--	SEE SHEETS 6,12 AND 13	MDP	12/21/11	EPR
P44223-01	BR	-	SEE SHEET 6.	HAE	03/07/12	MLC
P41933-16	BS	-	SEE SHEETS 6, 12 AND 13	S7B	04/12/12	EAB
P45000-80	BT	-	SEE SHEET 3	RED	10/19/12	EAB
P49029-01	BU	-	SEE SHEET 6	J3H	04/07/14	EAB
P51265-01	BV		SEE SHEET 6	J3H	05/22/15	CPJ
PDNY01-96	BW		SEE SHEET 1	K6O	09/027/23	EWR

CIRCUIT C7

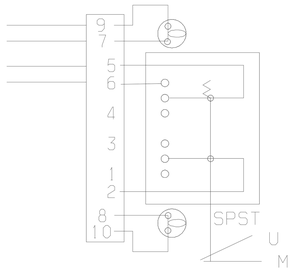

CIRCUIT 'D4*'

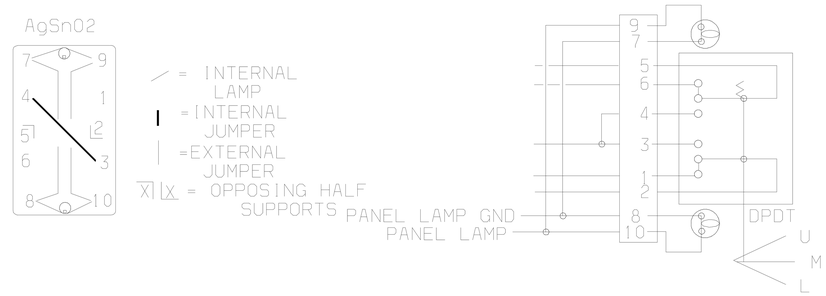

CIRCUIT 'D2X'

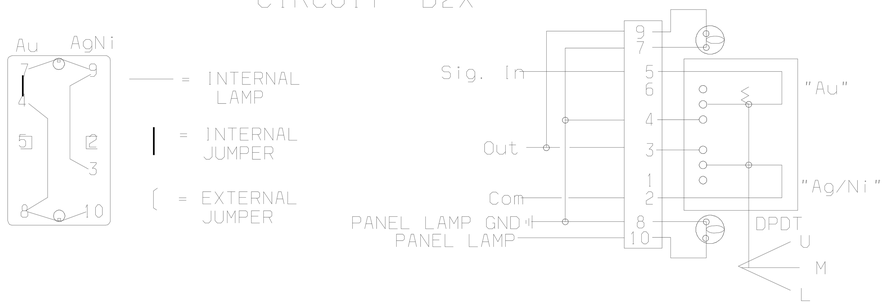

CIRCUIT 'D4X'

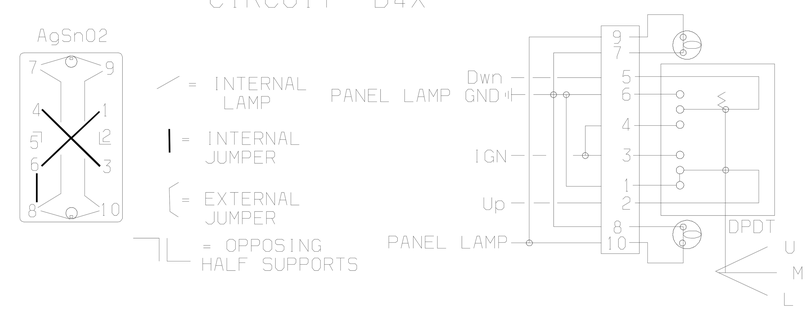

CIRCUIT 'D3X'

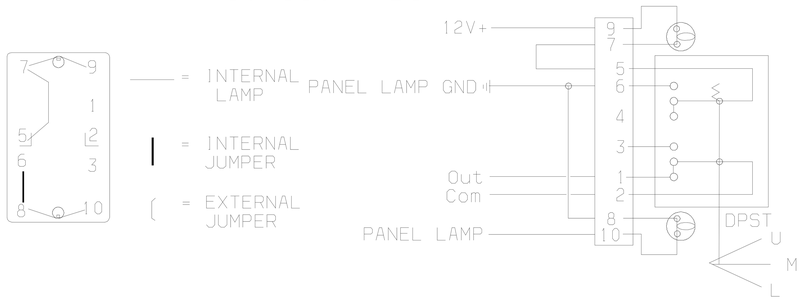

CIRCUIT 'D5'

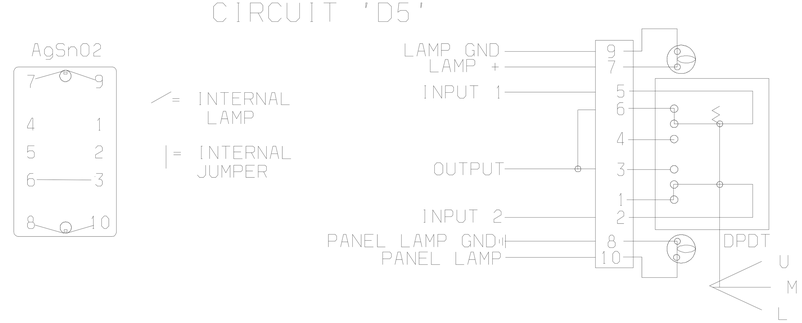

CIRCUIT 'D4'

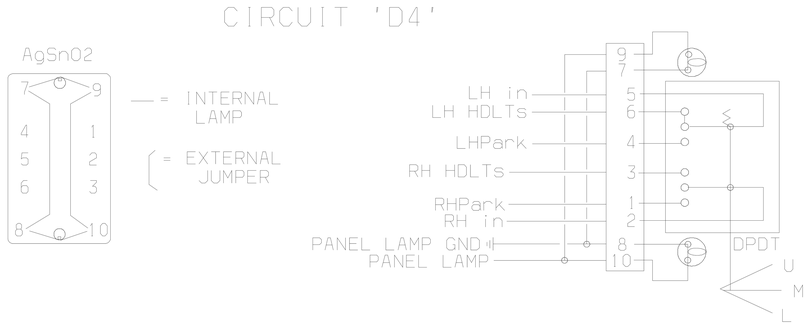

CIRCUIT 'D5X'

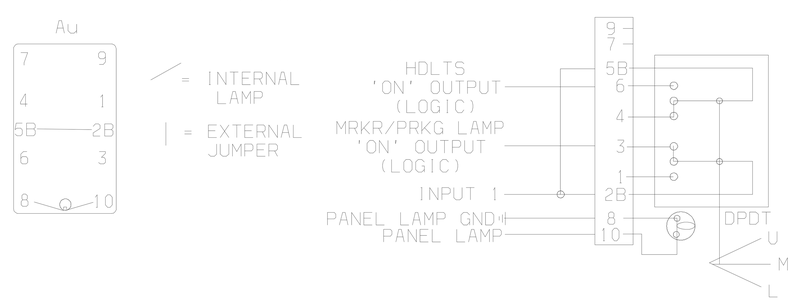

DAIMLER Daimler Trucks North America

THE INFORMATION CONTAINED HEREIN IS CONFIDENTIAL AND PROPRIETARY TO DAIMLER TRUCKS NORTH AMERICA LLC (DTNA) AND SHALL NOT BE COPIED, REPRODUCED, DISCLOSED, PUBLISHED, OR USED FOR ANY PURPOSE WITHOUT THE EXPRESS WRITTEN PERMISSION OF DTNA

MATERIAL APPROVAL N/A	DATE N/A	UNLESS OTHERWISE NOTED, DIMENSIONS AND TOLERANCES ARE DEFINED ACCORDING TO ASME STANDARD Y14.5M-1994, WITH EXCEPTIONS PER DTNA 09ENG-W1037.
DRAWN BY B. HASLER	DATE 09/09/10	
CHECKED BY G. HOILAND	DATE 09/09/10	
RESPONSIBLE ENGINEER A. SOBIESKI	DATE 09/09/10	THIRD ANGLE PROJECTION
APPROVED BY P. BRANDT	DATE 09/09/10	UNITS OF MEASURE MM

DESCRIPTION: SW-PDL, RCKR

SUPPLEMENTARY DESCRIPTION: 06410-LED ILLUMINATION

ITEM/DRAWING NUMBER	REV LETTER	SHEET NUMBER
A06-30769	BW	10 OF 13

CATIA V5 1 D-SIZE

RELEASE NUMBER	REV LTR	ZONE	REVISION DESCRIPTION	BY	DATE	APPD
P40632-01	BF	-	REVISED AND REMASTERED IN	BXH	09/09/10	PCB
			CATIA V5			
P40632-03	BG	-	SEE SHEET 6	BXH	10/05/10	PCB
P41217-01	BH	-	SEE SHEET 6	BXH	12/03/10	PCB
P38864-40	BJ	-	SEE SHEETS 1, 6 AND 12	JEW	02/09/11	PCB
P41894-01	BK	-	SEE SHEET 6	S3B	03/08/11	ABG
P41894-05	BL	-	SEE SHEET 6	S3B	04/15/11	LYP
P41953-01	BM	-	SEE SHEET 6	S3B	06/18/11	ABG
P42723-01	BN	-	SEE SHEETS 6 AND 12	JEW	07/15/11	PCB
P43214-27	BP	--	SEE SHEETS 6,12 AND 13	MDP	12/21/11	EPR
P44223-01	BR	-	SEE SHEET 6.	HAE	03/07/12	MLC
P41933-16	BS	-	SEE SHEETS 6, 12 AND 13	S7B	04/12/12	EAB
P45000-80	BT	-	SEE SHEET 3	RED	10/19/12	EAB
P49029-01	BU	-	SEE SHEET 6	J3H	04/07/14	EAB
P51265-01	BV		SEE SHEET 6	J3H	05/22/15	CPJ
PDNY01-96	BW		SEE SHEET 1	K6O	09/027/23	EWR

CIRCUIT 'E3X'

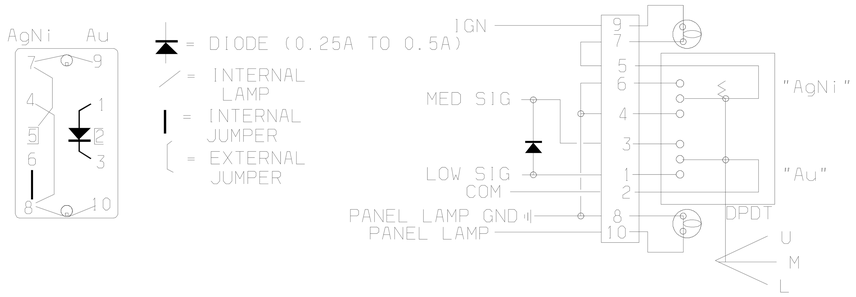

CIRCUIT 'E6'

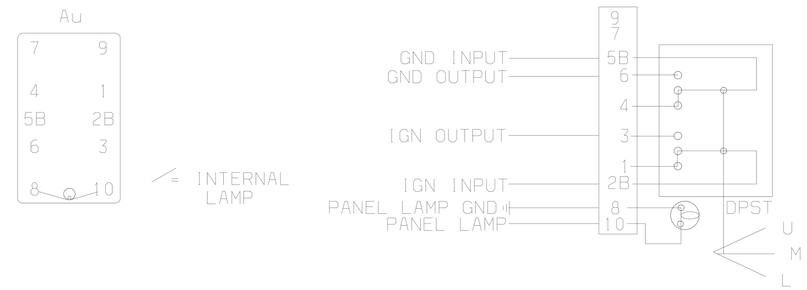

CIRCUIT 'E3Y'

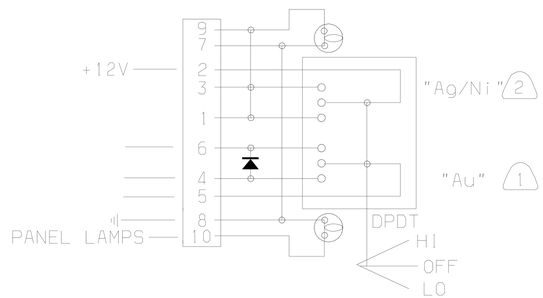

CIRCUIT 'E7'

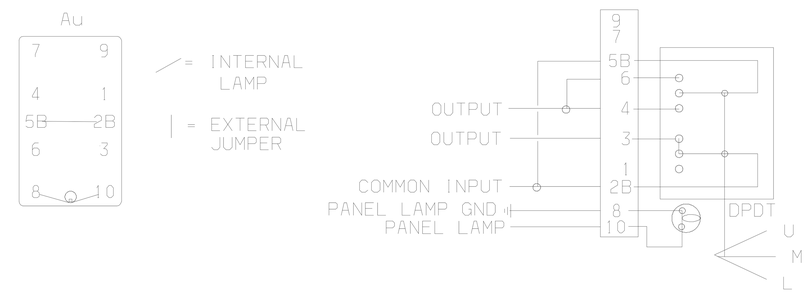

CIRCUIT 'E4'

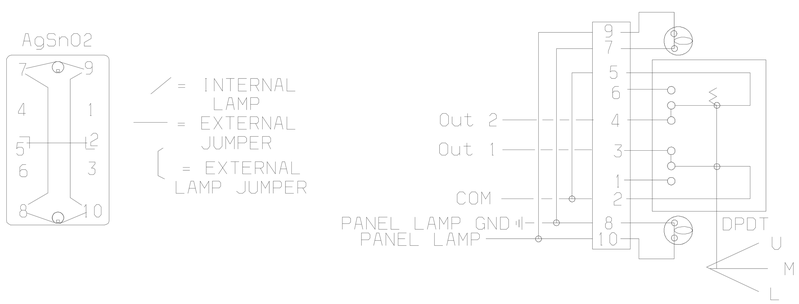

CIRCUIT 'E8'

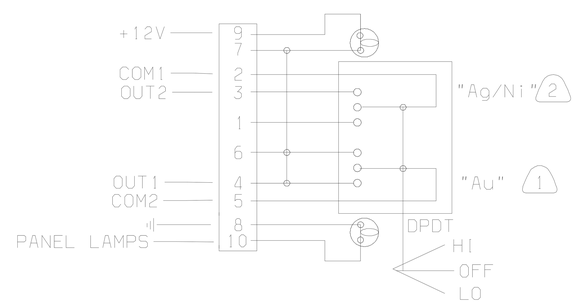

CIRCUIT 'E5'

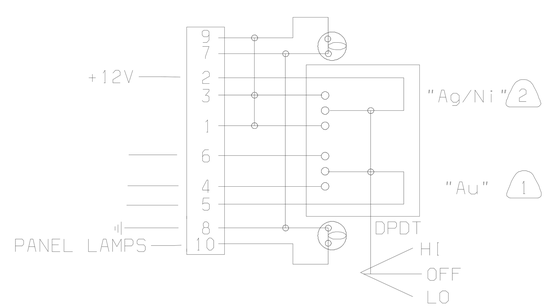

CIRCUIT 'E9'

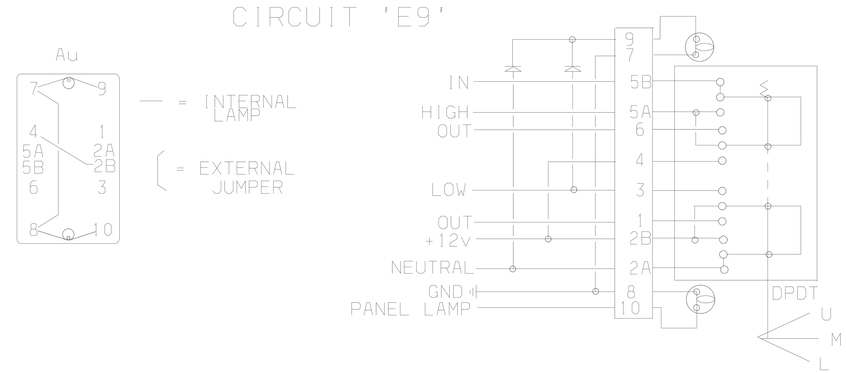

DAIMLER Daimler Trucks North America

THE INFORMATION CONTAINED HEREIN IS CONFIDENTIAL AND PROPRIETARY TO DAIMLER TRUCKS NORTH AMERICA LLC (DTNA) AND SHALL NOT BE COPIED, REPRODUCED, DISCLOSED, PUBLISHED, OR USED FOR ANY PURPOSE WITHOUT THE EXPRESS WRITTEN PERMISSION OF DTNA

MATERIAL APPROVAL N/A	DATE N/A	UNLESS OTHERWISE NOTED, DIMENSIONS AND TOLERANCES ARE DEFINED ACCORDING TO ASME STANDARD Y14.5M-1994, WITH EXCEPTIONS PER DTNA 09ENG-W1037.
DRAWN BY B.HASLER	DATE 09/09/10	
CHECKED BY G.HOILAND	DATE 09/09/10	
RESPONSIBLE ENGINEER A.SOBIESKI	DATE 09/09/10	THIRD ANGLE PROJECTION
APPROVED BY P.BRANDT	DATE 09/09/10	UNITS OF MEASURE MM

DESCRIPTION: SW-PDL, RCKR

SUPPLEMENTARY DESCRIPTION: 06410-LED ILLUMINATION

ITEM/DRAWING NUMBER	REV LETTER	SHEET NUMBER
A06-30769	BW	11 OF 13

CATIA V5 1 D-SIZE

RELEASE NUMBER	REV LTR	ZONE	REVISION DESCRIPTION	BY	DATE	APPD
P40632-01	BF	-	REVISED AND REMASTERED IN	BXH	09/09/10	PCB
			CATIA V5			
P40632-03	BG	-	SEE SHEET 6	BXH	10/05/10	PCB
P41217-01	BH	-	SEE SHEET 6	BXH	12/03/10	PCB
P38864-40	BJ	4C	ADDED CIRCUIT DIAGRAM "F2"	JEW	02/09/11	PCB
P41894-01	BK	-	SEE SHEET 6	S3B	03/08/11	ABG
P41894-05	BL	-	SEE SHEET 6	S3B	04/15/11	LYP
P41953-01	BM	-	SEE SHEET 6	S3B	06/18/11	ABG
P42723-01	BN	4B	ADDED CIRCUIT DIAGRAM "F3"	JEW	07/15/11	PCB
P43214-27	BP	A5	ADDED CIRCUIT F4	MDP	12/21/11	EPR
P44223-01	BR	-	SEE SHEET 6.	HAE	03/07/12	MLC
P41933-16	BS	3B	1: ADDED DPST SWITCHING	S7B	04/12/12	EAB
		3A	2: 'SPDT' WAS 'DPST'			
		-	SEE SHEETS 6 AND 13			
P45000-80	BT	-	SEE SHEET 3	RED	10/19/12	EAB
P49029-01	BU	-	SEE SHEET 6	J3H	04/07/14	EAB
P51265-01	BV		SEE SHEET 6	J3H	05/22/15	CPJ
PDNY01-96	BW		SEE SHEET 1	K6O	09/027/23	EWR

CIRCUIT 'E10'

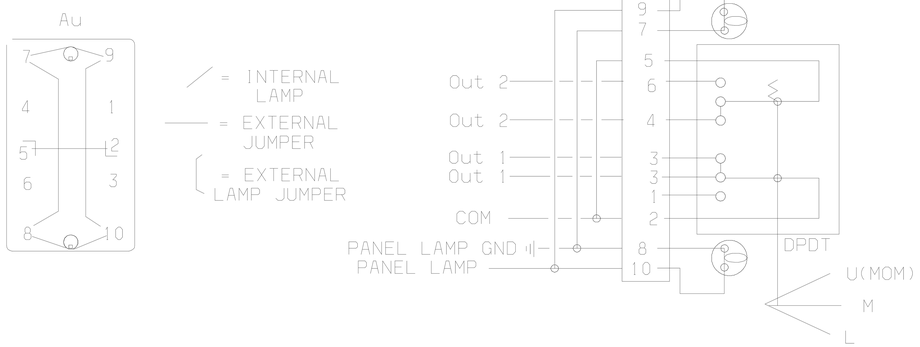

CIRCUIT 'F1'

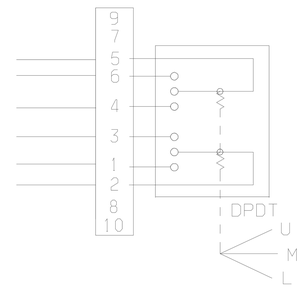

CIRCUIT 'E11'

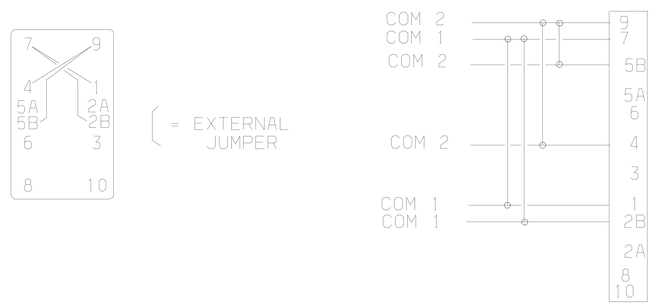

BJ CIRCUIT 'F2'

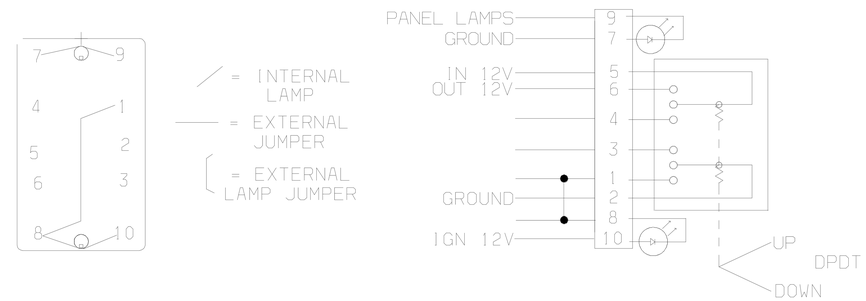

CIRCUIT 'E12'

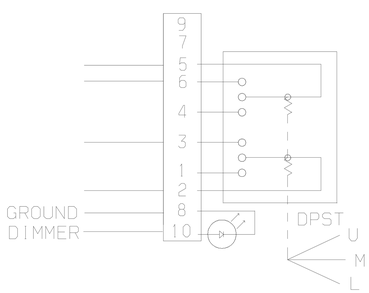

BN CIRCUIT 'F3'

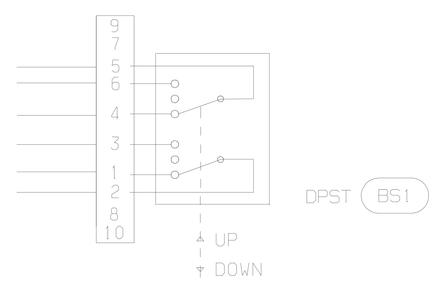

CIRCUIT 'FX'

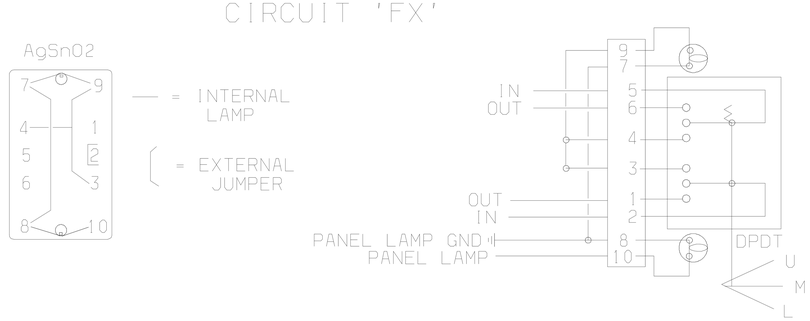

BP CIRCUIT 'F4'

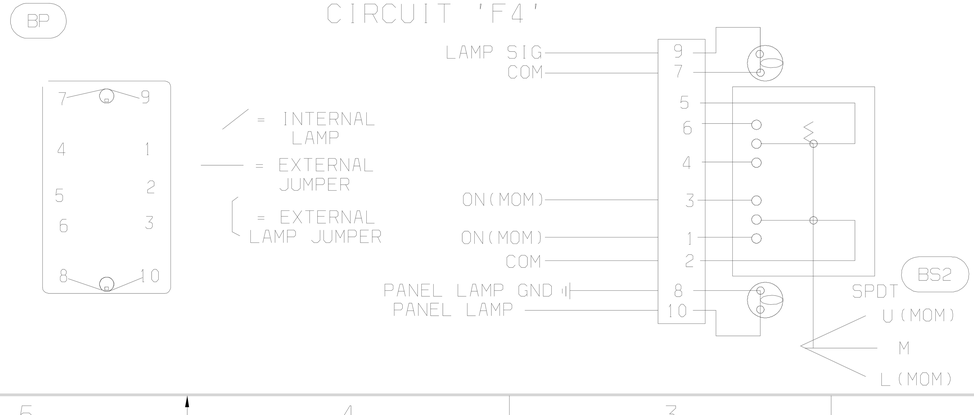

DAIMLER Daimler Trucks North America

THE INFORMATION CONTAINED HEREIN IS CONFIDENTIAL AND PROPRIETARY TO DAIMLER TRUCKS NORTH AMERICA LLC (DTNA) AND SHALL NOT BE COPIED, REPRODUCED, DISCLOSED, PUBLISHED, OR USED FOR ANY PURPOSE WITHOUT THE EXPRESS WRITTEN PERMISSION OF DTNA

MATERIAL APPROVAL N/A	DATE N/A	UNLESS OTHERWISE NOTED, DIMENSIONS AND TOLERANCES ARE DEFINED ACCORDING TO ASME STANDARD Y14.5M-1994, WITH EXCEPTIONS PER DTNA 09ENG-W1037.
DRAWN BY B. HASLER	DATE 09/09/10	
CHECKED BY G. HOILAND	DATE 09/09/10	
RESPONSIBLE ENGINEER A. SOBIESKI	DATE 09/09/10	THIRD ANGLE PROJECTION
APPROVED BY P. BRANDT	DATE 09/09/10	UNITS OF MEASURE MM

DESCRIPTION: SW-PDL, RCKR

SUPPLEMENTARY DESCRIPTION: 06410-LED ILLUMINATION

ITEM/DRAWING NUMBER: A06-30769 | REV LETTER: BW | SHEET NUMBER: 12 OF 13

CATIA V5 1 D-SIZE

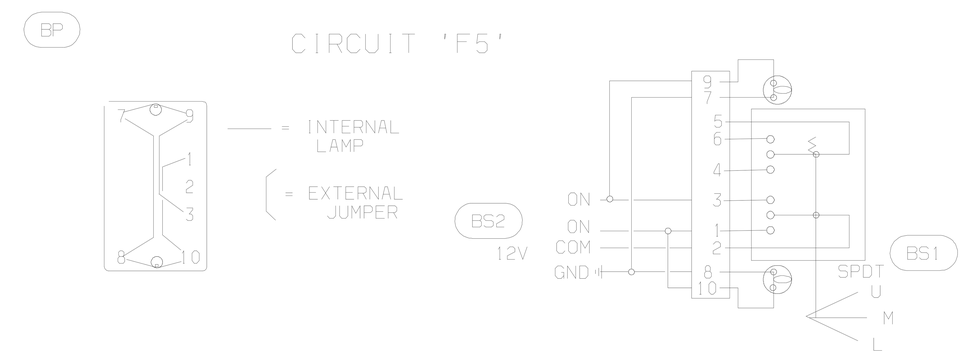

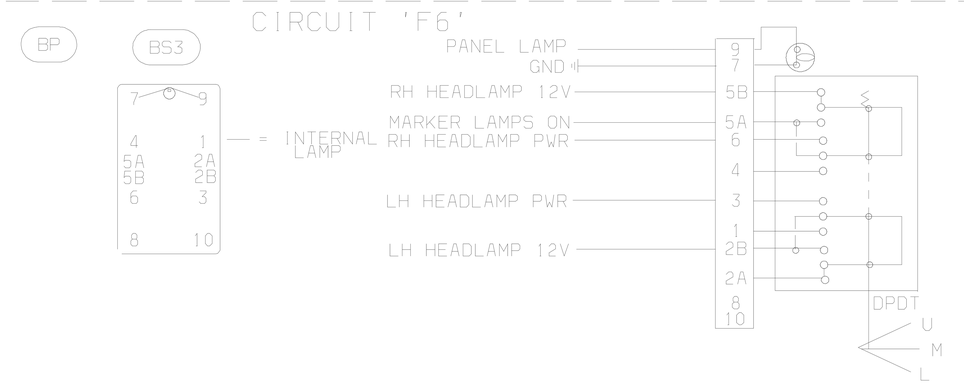

RELEASE NUMBER	REV LTR	ZONE	REVISION DESCRIPTION	BY	DATE	APPD
P40632-01	BF	-	REVISED AND REMASTERED IN	BXH	09/09/10	PCB
			CATIA V5			
P40632-03	BG	-	SEE SHEET 6	BXH	10/05/10	PCB
P41217-01	BH	-	SEE SHEET 6	BXH	12/03/10	PCB
P38864-40	BJ	4D	1: ADDED NOTE 11	JEW	02/09/11	PCB
		-	2: SEE SHEETS 6 AND 12			
P41894-01	BK	-	SEE SHEET 6	S3B	03/08/11	ABS
P41894-05	BL	-	SEE SHEET 6	S3B	04/15/11	LYP
P41953-01	BM	-	SEE SHEET 6	S3B	06/18/11	ABS
P42723-01	BN	-	SEE SHEETS 6 AND 12	JEW	07/15/11	PCB
P43214-27	BP	D8	ADDED CIRCUIT F5 AND F6	MDP	12/21/11	EPR
P44223-01	BR	-	SEE SHEET 6.	HAE	03/07/12	MLC
P41933-16	BS	6D	1: 'SPDT' WAS 'DPST'	S7B	04/12/12	EAB
		7D	2: ADDED 12V			
		8C	3: REMOVED AU			
		-	SEE SHEETS 6 AND 12			
P45000-80	BT	-	SEE SHEET 3	RED	10/19/12	EAB
P49029-01	BU	-	SEE SHEET 6	J3H	04/07/14	EAB
P51265-01	BV		SEE SHEET 6	J3H	05/22/15	CPJ
PDNY01-96	BW		SEE SHEET 1	K6O	09/027/23	EWR

DAIMLER

Daimler Trucks North America

THE INFORMATION CONTAINED HEREIN IS CONFIDENTIAL AND PROPRIETARY TO DAIMLER TRUCKS NORTH AMERICA LLC (DTNA) AND SHALL NOT BE COPIED, REPRODUCED, DISCLOSED, PUBLISHED, OR USED FOR ANY PURPOSE WITHOUT THE EXPRESS WRITTEN PERMISSION OF DTNA

MATERIAL APPROVAL N/A	DATE N/A	UNLESS OTHERWISE NOTED, DIMENSIONS AND TOLERANCES ARE DEFINED ACCORDING TO ASME STANDARD Y14.5M-1994, WITH EXCEPTIONS PER DTNA 09ENG-W1037.
DRAWN BY B.HASLER	DATE 09/09/10	
CHECKED BY G.HOILAND	DATE 09/09/10	
RESPONSIBLE ENGINEER A.SOBIESKI	DATE 09/09/10	THIRD ANGLE PROJECTION
APPROVED BY P.BRANDT	DATE 09/09/10	UNITS OF MEASURE MM

DESCRIPTION: SW-PDL, RCKR

SUPPLEMENTARY DESCRIPTION: 06410-LED ILLUMINATION

ITEM/DRAWING NUMBER	REV LETTER	SHEET NUMBER
A06-30769	BW	13 OF 13

CATIA V5 1 D-SIZE